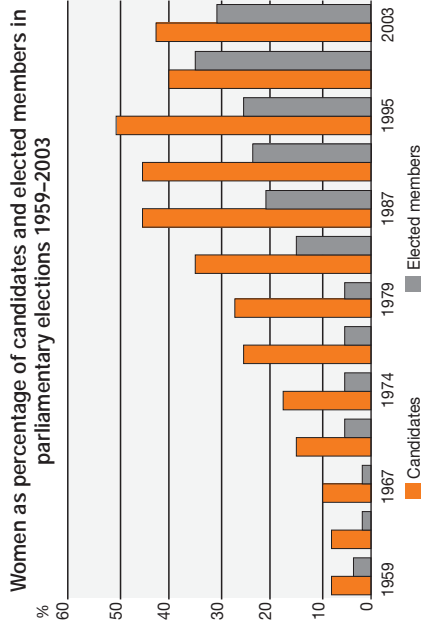
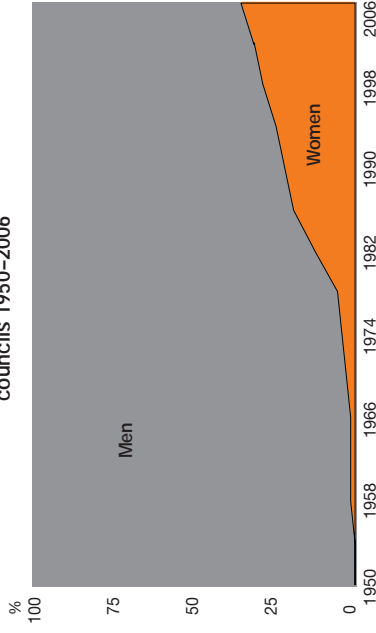


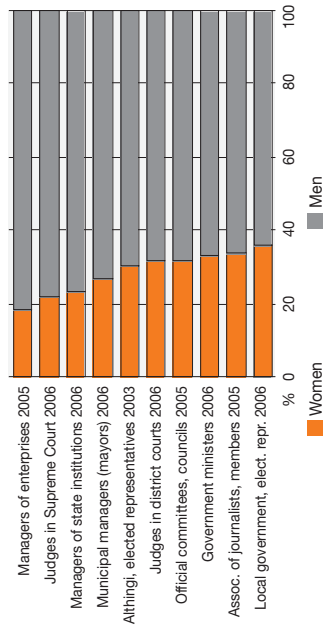
Influence and power



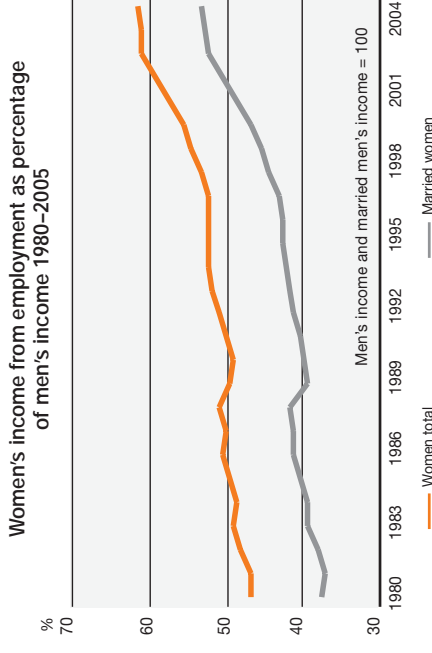
Elected representatives on local government councils 1950-2006



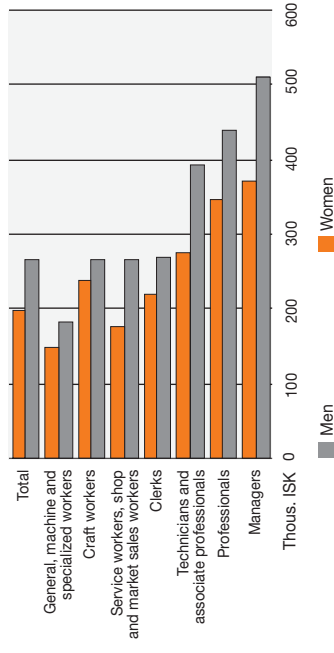
Positions of influence



Income and wages



Regular monthly salaries in the private sector by occupation 2005



Centre for Gender Equality
 Borgum / Norðurlind - 600 Akureyri
 Tel: (+354) 460 6200 · Fax: (+354) 460 6201
 www.gendertils - jafnetil@jafnetil.is

Statistics Iceland
 Borgunarmi 21a - 105 Reykjavík
 Tel: (+354) 528 1000 · Fax: (+354) 528 1099
 www.statice.is · information@statice.is



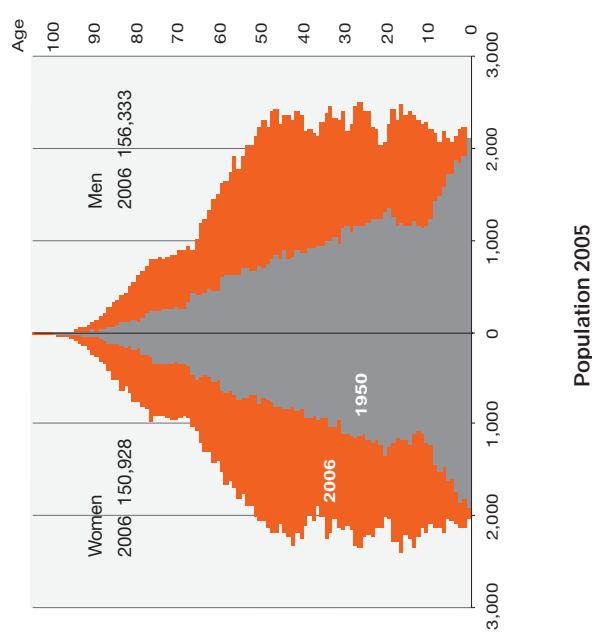
Ministry of Social Affairs
 Háfrunustíð / Tryggvegata 150 Reykjavík
 Tel: (+354) 545 8100 · Fax: (+354) 552 4804
 www.religismalaraduneyfi.is postur@rat.stjfr.is

Source: Statistics Iceland
 www.statice.is

Women and Men in Iceland 2007

Population

Population by sex and age 1950 and 2006

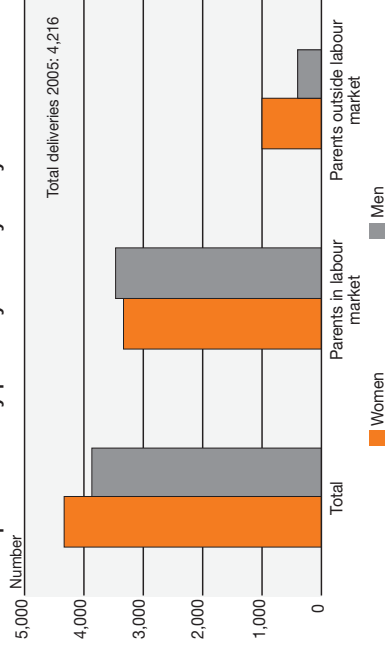


Population 2005

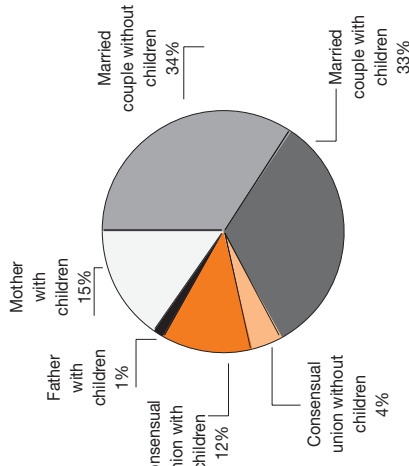
	Women	Men
Population 31 December	148,689	151,202
0-14 years, %	21	22
15-64 years, %	66	67
65 and older, %	13	11
Life births	2,097	2,183
Total fertility rate	2.1	-
Mean age of mothers/fathers, first child	26.3	30.0
Mean age of spouses, first marriage	31.3	33.7
Deaths total	893	945
Deaths per 1,000 population	6.1	6.4
Infant mortality	1.9	2.7
Average life expectancy at birth, years	83.1	79.2

Education

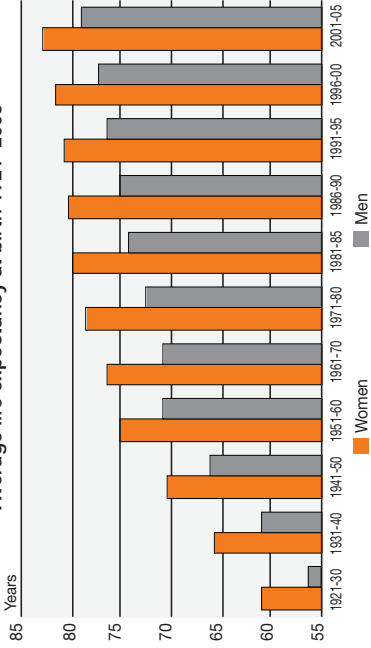
Parents in paid maternity/paternity leave by birthyear of child 2005



Families 2005

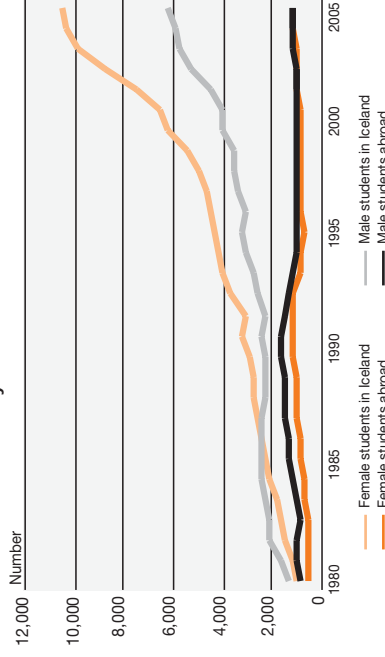


Average life expectancy at birth 1921-2005

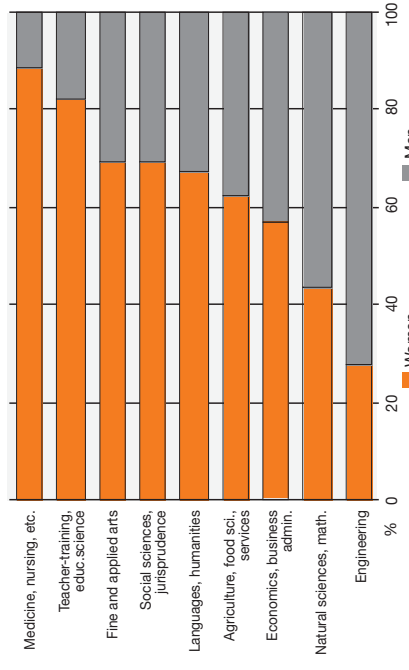


Education

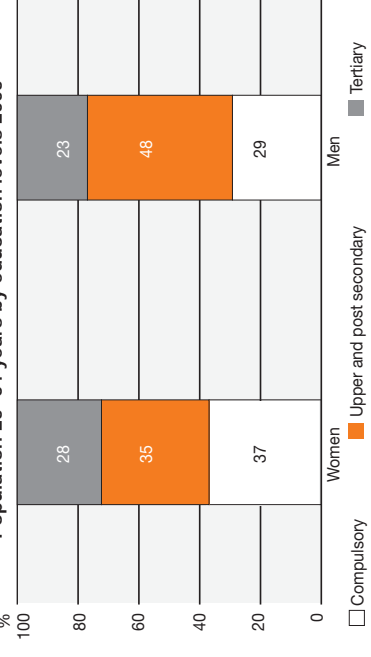
Students at tertiary level in Iceland and abroad 1980-2005



Graduations at tertiary level 2004/2005

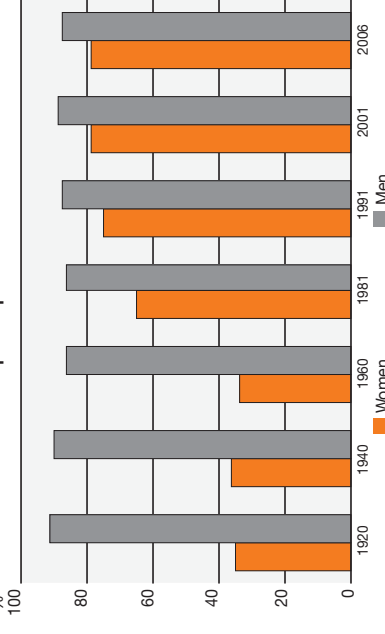


Population 25-64 years by education levels 2005



Labour Market

Labour force participation rates 1920-2006



Labour market 2006

	Women	Men
Labour force, number	80,000	94,600
Percent division of labour force	46	54
Economic activity rate 16-74 years, %	78	88
Percent of employed, 16-74 years, %	76	85
Percent of employed full-time (35+ hours per week), %	62	90
Percent of employed part-time (<35 hours per week), %	38	10
Average working hours per week	36	48
Average working hours per week, full-time	42.5	49.8
Rate of unemployment, %	3.1	2.7

Occupations 2005

