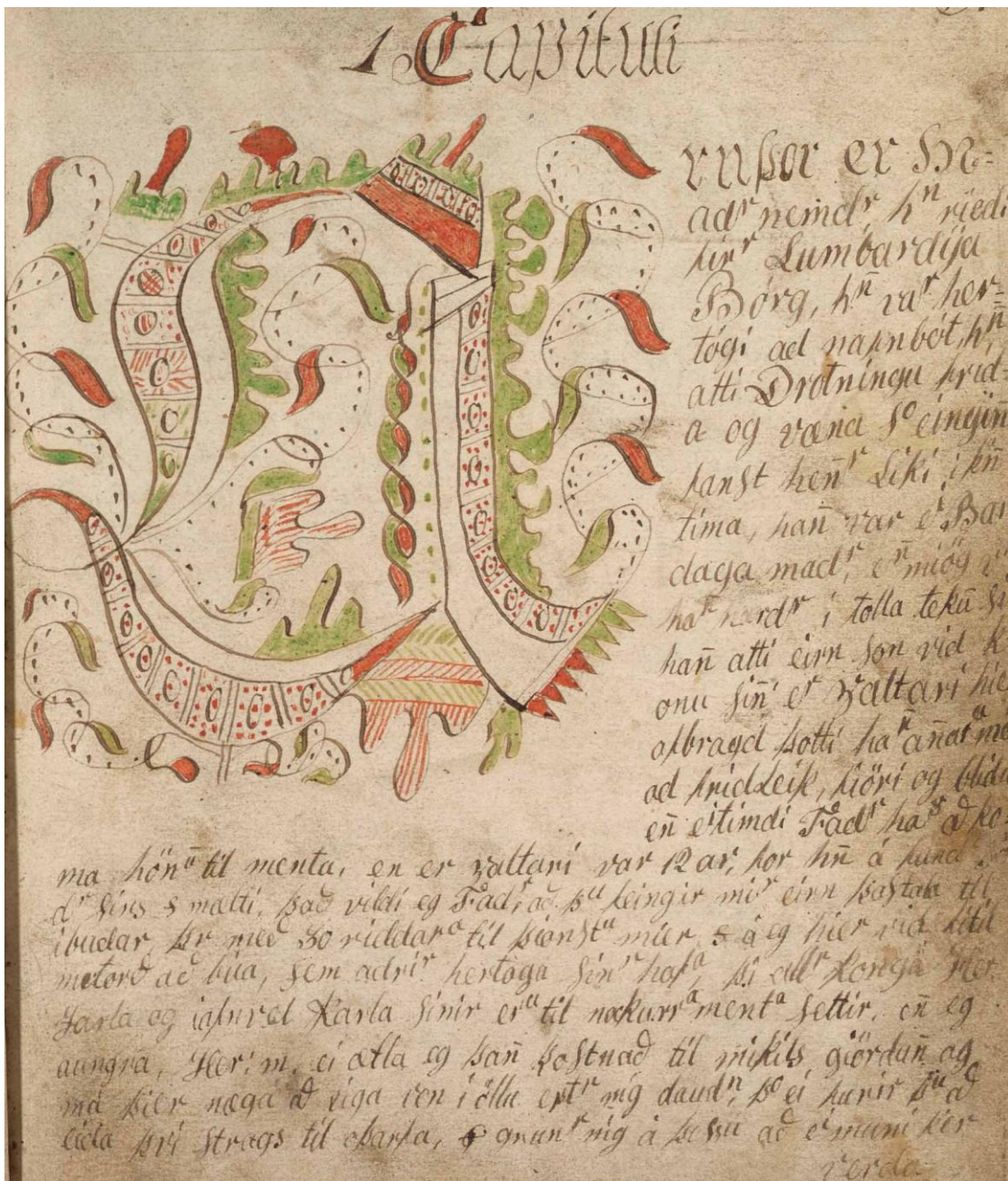


ANNUAL REPORT 2008



NATIONAL AND UNIVERSITY LIBRARY OF ICELAND



From the manuscript ÍBR 46 4to, leaf 45r

National and University Library of Iceland: ANNUAL REPORT 2008

Editors: Ingibjörg Steinunn Sverrisdóttir (responsible editor), Þorsteinn Hallgrímsson

Translation: Jeffrey Cosser

Layout: Erla Bjarnadóttir

Cover illustration: Title page of the manuscript ÍBR 58 4to.

Other illustrations in this report are from manuscripts bearing the ÍBR catalogue marking; the images were processed in the Library's photographic department.

FOREWORD FROM THE NATIONAL LIBRARIAN

In its dual role as a national and university library, the Library is a research facility and is required to maintain dynamic information services of many types covering the sciences and other academic disciplines, public administration and industry.

The main change affecting the Library last year was that a revision of the legislation was presented to the Althingi in the autumn, reaching its Committee on Education at the end of the year. The University of Iceland and the College of Education were merged, resulting in the adoption of a new administrative structure, and work on policy and planning at the Library for the next 3-5 years was begun.

Financial performance at the Library was satisfactory, and it emerged with a positive income statement despite the economic upheavals of the fourth quarter. The next year is likely to be a more difficult time, the main challenges being to secure funding for the National Access to Electronic Databases and Journals and maintaining staff positions and the standard of services.

Coinciding with the 190th anniversary of the old National Library in August, the Book Binding Room celebrated its 100th anniversary. This was marked by an exhibition on bookbinding and conservation techniques and a series of lunchtime lectures.

TARGET AGREEMENT

The main aspects of the performance target agreement between the Library and the Ministry of Education, Science and Culture, signed in 2005, were examined at a meeting between the parties in February. Two main information functions are defined: the Library is to be a *digital national library* and a *digital research library*. Last year's main projects in these areas are described below.

DIGITAL NATIONAL LIBRARY

Digitization policy

The policy on retroactive digitization was reviewed in June 2008. It is published on the Library website, in both Icelandic and in English.

Icelandic newspapers and journals

Under the national budget for 2007, funding was granted for a three-year period for the retroactive digitization of Icelandic newspapers. This and other

digitization projects in progress are due to end in 2009.

Digitization line

Work on programming and developing a digital imaging line for the Library's holdings has been in progress for some years. A new version was adopted both in Reykjavik and in Akureyri.

The Library's own websites

A new website management system, CMS Made Simple, was adopted last year, and the Library's nine separate sites are gradually to be brought under it, which will achieve uniformity in appearance and facilitate navigation between them. First in line was the intranet, *Inngangur*, which includes a digitized staff manual. The Library is also making its first moves into social networking sites; the Audiovisual Collection opened a page on MySpace and preparation was under way at the end of the year for a page on Facebook advertising events at the Library.

Web archiving

Icelandic websites are now harvested and archived on a regular basis in accordance with a procedure adopted in 2005. Work is in progress on giving access to the Web archive; a major problem here is the size of the archive and the number of files. A specialist from Internet Access was brought in on the job in summer 2008, but some problems still remain. There are currently about 450 million files in the archive. In 2004, files were harvested from 10,000 sites; by the end of 2008 this had reached 23,000. The size of the archive is about 10 terabytes, with a back-up copy of equal size. Still the size is much reduced while pages that have not changed since the last harvest can be omitted. Agreement was reached with Skýrr on the housing of a copy of the archive in 2008.

An integrated search engine for Iceland

Work proceeded during the year in collaboration with the Icelandic Library Consortium and the Reykjavik City Library on an integrated search facility for Iceland. The first phase, a feasibility study in collaboration with the Royal Library in Copenhagen and the Danish Technical University, focussed on means of broadening and improving access to digital material, with a more user-friendly presentation of search results than is currently available. This is in line with the government's programme on an information society for the period 2008-2012.

Reception of digital materials

Work went ahead on preparing for the reception of born digital material, and some entire year-runs of newspapers were delivered at the end of the year. Initial guidelines on obligatory deposits of materials, both digitized and printed, were issued and put on the website. They will be in a process of constant revision in the coming years. An e-mail address was set up for the submission of PDF files to the Library for preservation.

New databases

Work has been done for some years now on a detailed bibliographical database covering Icelandic pre-1844 publications. This now exists as a word-processing document, with shorter entries also available for the material in Gagnir. The proofs were read last year. The next step is now being planned; it is hoped to publish this material on the internet, with links to digital versions.

The Library is part of the Enrich Europe project on the digitization and registration of manuscripts, with access on the internet. It is also involved, with the Árni Magnússon Institutes in Reykjavík and Copenhagen, in www.handrit.is, a project covering all Icelandic manuscripts.

Catalogues of private archives held in the Manuscript Department are now on the Library's website; these are arranged according to the ISAD(G) standard, with all materials from the same collector bearing the same catalogue mark. This archive has received the marking Lbs NF (standing for "new series"). Fifteen guide catalogues are on the website; these will be incorporated in handrit.is in future.

Centre for Oral History

The centre opened in the Library in 2007; it is a joint project by the Library and several other entities, and its collaboration agreement was renewed for a year in December. Stored on the Library's servers, its materials currently run to about 300 Gb.

DIGITAL RESEARCH LIBRARY NATIONAL ACCESS

No changes were made to the range of material available via the National Access, but the payment model for the use of periodicals was revised. Records show a constant increase in the use of these materials. New methods of recording use of the Morgunblaðið archive were adopted, as this had been underestimated in the past. Finance for the National Access for 2009 is a problem due to

the weakening of the ISK, and the financing of the entire project will have to be reviewed.

Special subscriptions

Some additions were made to the material open to the Library and the University by special subscriptions; this is made available on the Library's computers and the university's network. Access was opened to *Nature* and the *JSTOR* database, covering 1,130 academic journals.

Tímaritaskrá A-Ö ('Periodicals A-Ö')

This gives access to all periodicals in the National Access, those on special subscriptions paid by the Library and the University, all the periodicals on timarit.is and many open-access periodicals, as well as information on printed periodicals subscribed to by the Library. In all, about 20,000 titles are in the catalogue.

The SFX link solver

The Icelandic Library Consortium operates the link solver SFX, constructs links to materials on electronic access and provides information on this facility. Users without access to this material are given guidance on how to acquire it. The periodical registers in the National Access are fed into SFX, and individual libraries can also add their own private subscriptions. Two of the Library's staff served on the task force that introduced SFX in Iceland.

Open access to scientific data (OA)

Since 2006 the Library has been part of the Nordbib project to develop open access to scientific data and research findings. This is a four-year fund-raising project (2006-09) to establish access of this type, which is a matter of great interest for universities, libraries and scientific institutions.

Skemman

Work was done to prepare for the operation by the Library of Skemman, an open-access database for final-year dissertations in electronic form by university students. The project was begun by the University of Akureyri and the College of Education; the University of Iceland, the University of Bifröst, the Agricultural College at Hvanneyri and the Icelandic Academy of the Arts have now joined in.

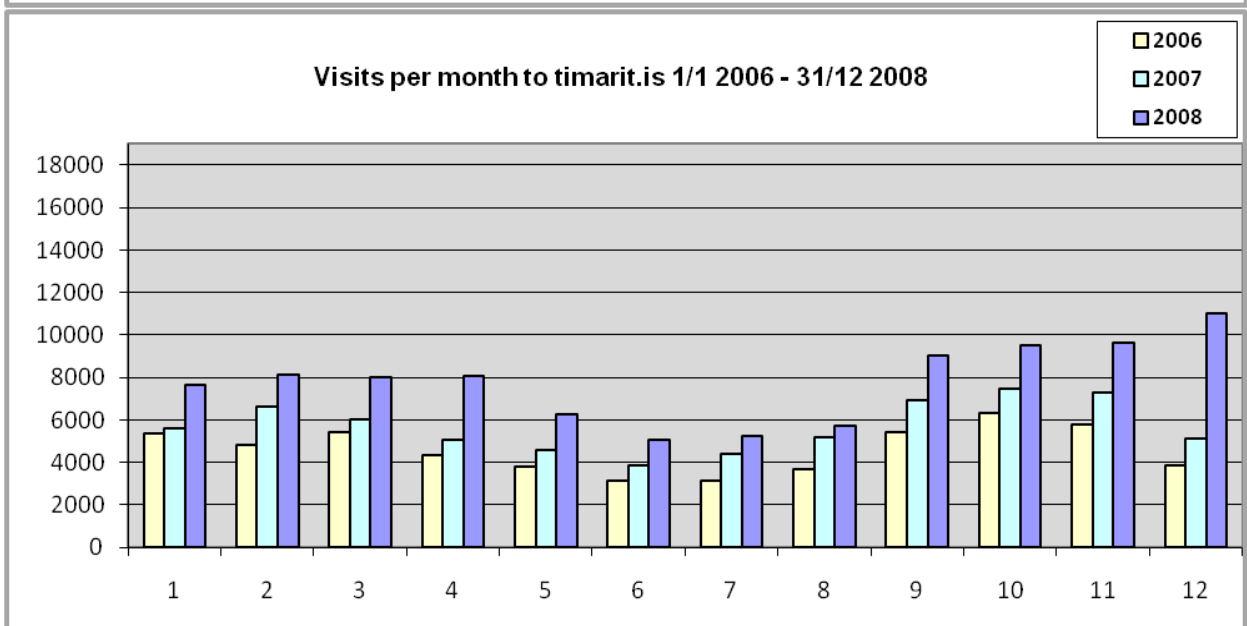
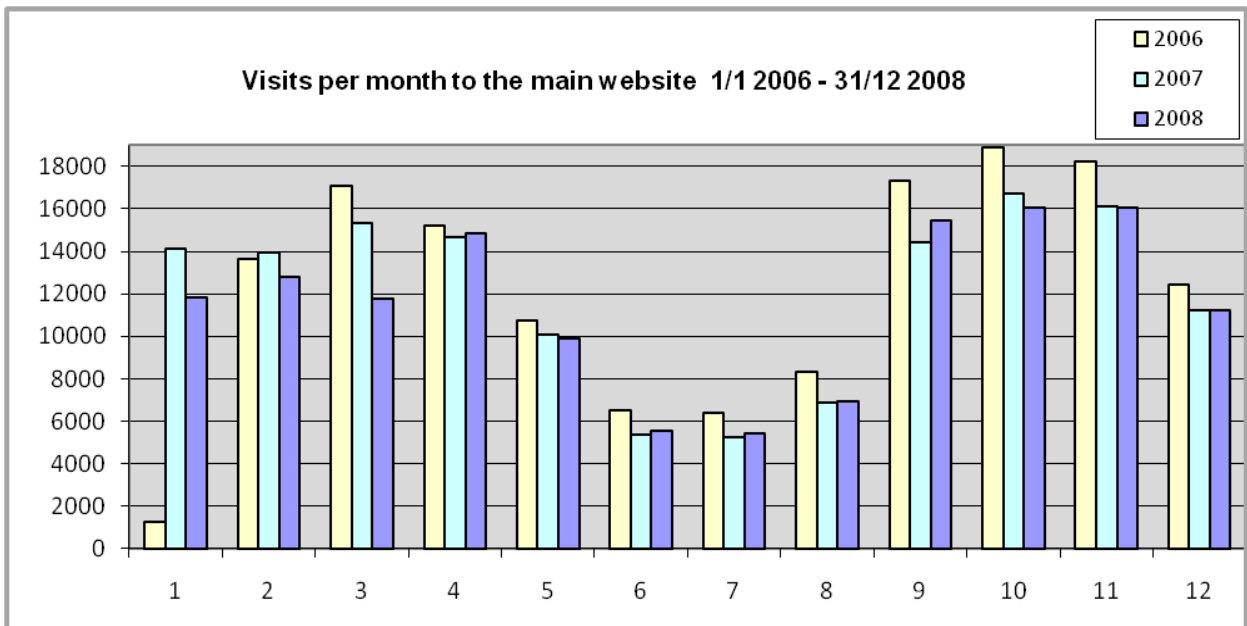
Ingbjörg Steinunn Sverrisdóttir
National Librarian

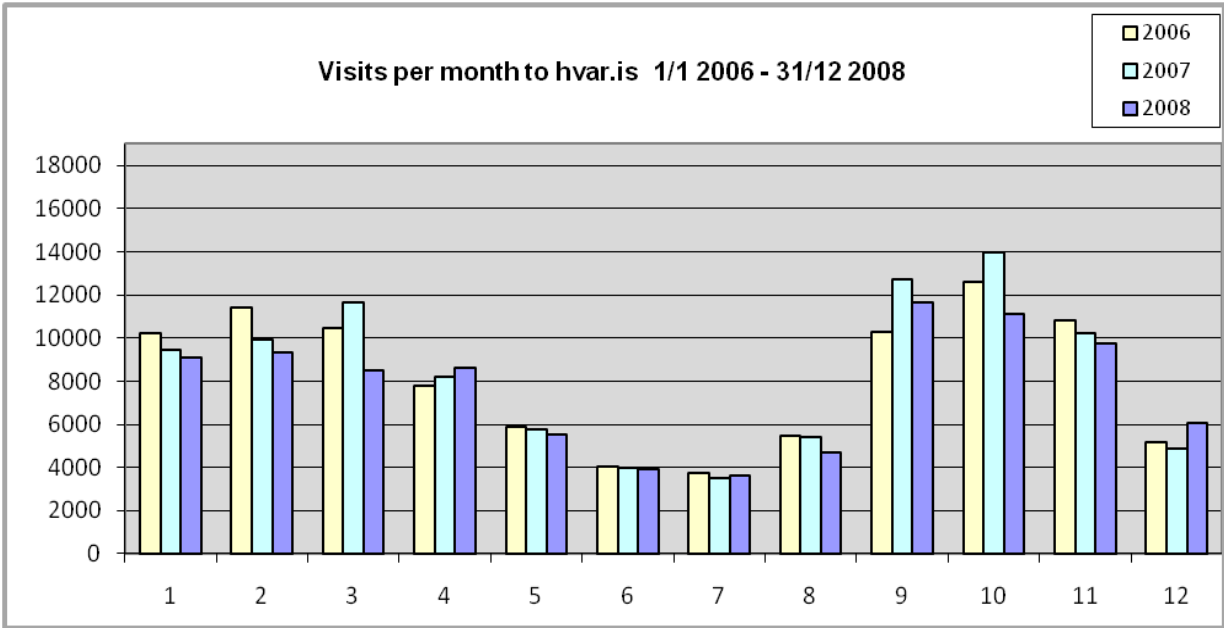
KEY STATISTICS

The following tables and graphs are intended to give a bird's-eye view of trends in the Library's operations. Quarterly surveys are made of things like use of the Library's websites, the numbers of guests using the third and fourth floors, introductions to the Library, loans and digital image production.

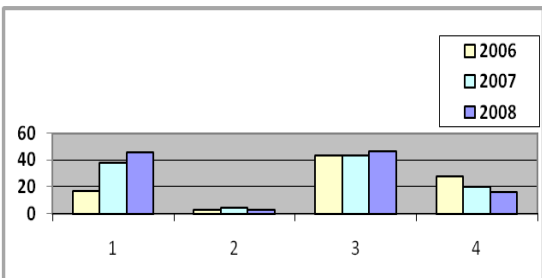
USE OF SELECTED WEBSITES (MAIN WEBSITE, TIMARIT.IS AND HVAR.IS) 2006-2008

Using records made by Modernus since October 2004, it is possible to compare the use of the Library's main website, timarit.is and hvar.is from year to year. Despite an increase in the number of users, there was a slight decline in the number of visits to the main site and hvar.is compared with 2007. Nonetheless, the main site is still the most used, with timarit.is coming close, especially following a sharp rise in December; the site was given a new user interface and improved search facility on December 1.

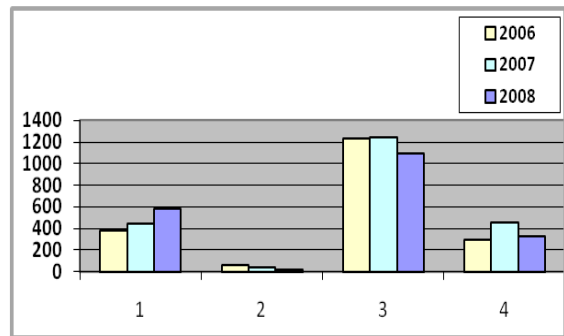




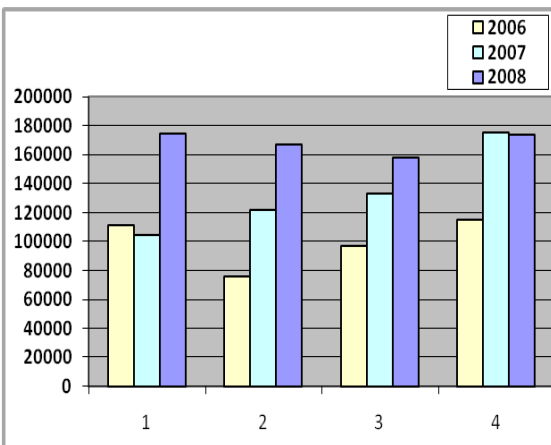
NUMBER OF INFORMATION SKILLS TRAINING COURSES, BY QUARTER, 2006-2008



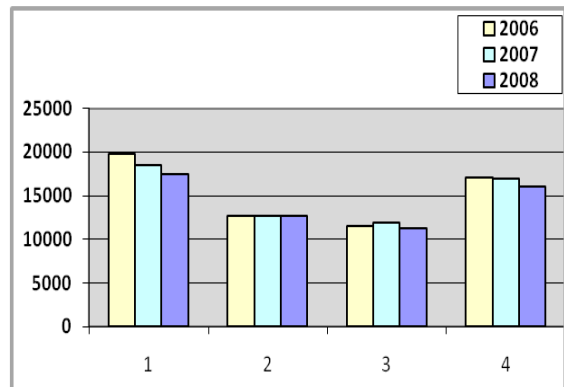
INFORMATION SKILLS TRAINING COURSES, NUMBER OF PARTICIPANTS, BY QUARTER, 2006-2008



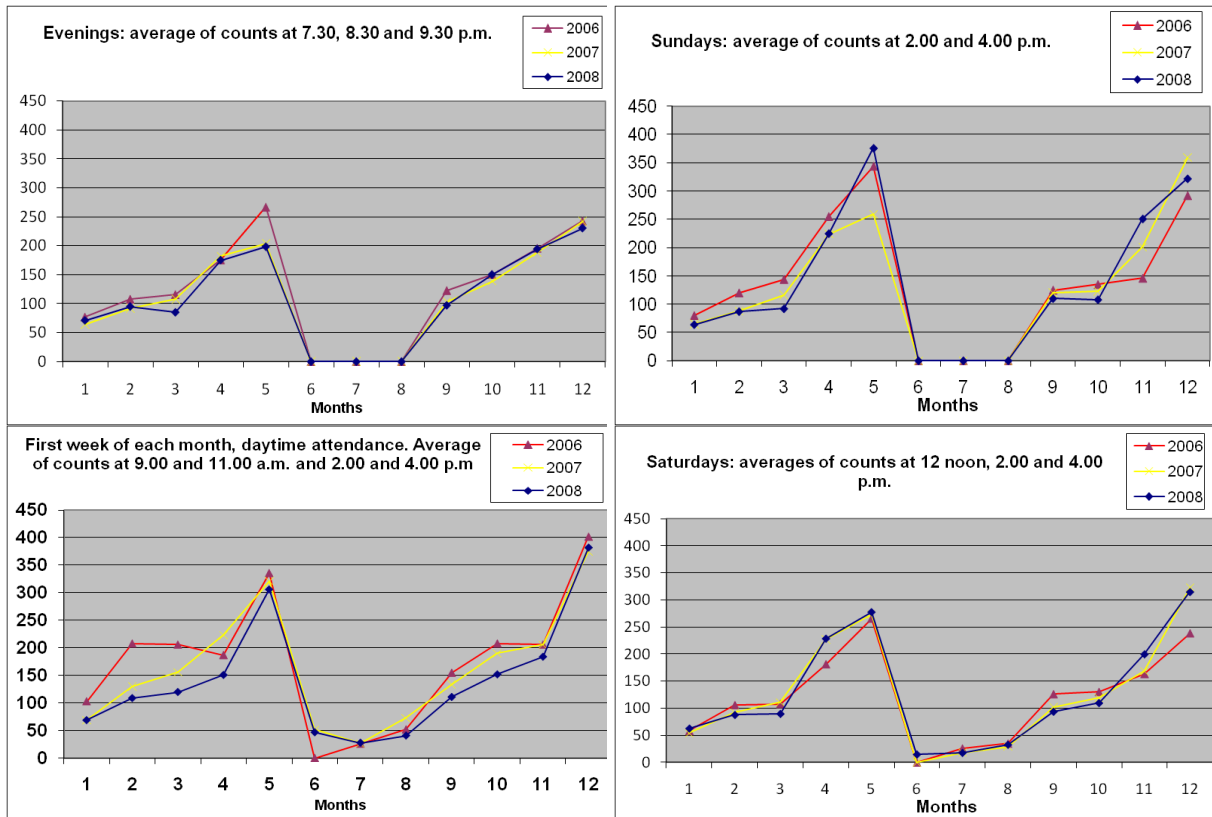
DIGITIZATION – NUMBER OF PAGES EACH QUARTER, 2006-08



CIRCULATION, NUMBER OF ITEMS BORROWED, BY QUARTER, 2006-08



NUMBERS OF GUESTS USING 3RD AND 4TH FLOORS, 2006-08



Title page of the manuscript ÍBR 38 4to.

ANNUAL STATISTICS

The following statistics give a picture of Library services, acquisitions and the functions of various departments, staff levels and financial performance. For comparative purposes, the same fields are covered as in previous reports as far as possible, but changes in functions occasionally call for the introduction of new material.

USERS AND SERVICES

Library users include both those who visit the Library and those who make use of its websites. Guests using the Manuscript Department and National Department reading room are counted; precise counts of other users are not feasible, but surveys are made of users of the open access areas on the 2nd and 3rd floors in the first week of each month. On weekdays during the university examination season, their numbers can reach up to 400.

WEBSITE USAGE

	Users	User sessions	Pages opened
landsbokasafn.is (Library main web-site)	137,845	233,562	690,328
timarit.is (Digitized newspapers and journals)	93,348	165,244	1,811,434
kort.bok.hi.is (Antique maps of Iceland)	13,982	15,077	103,541
doktor.bok.hi.is (Icelandic doctoral theses)	14,037	15,208	52,832
utgafuskra.is (Icelandic national bibliography)	10,343	10,933	22,990
sagnanet.is (Icelandic medieval manuscripts)	8,710	9,879	21,490
jonashallgrimsson.is (The poet Jonas)	10,369	12,475	51,300
kvennasogusafn.is (Women's history archive)	2,326	2,950	9,849
HASK (Cataloguers handbook)	3,693	12,313	75,202
Total	294,653	477,701	2,838,936
Hvar.is (National access to digital journals)	91,840	156,331	300,836

Patterns of use differ greatly: most pages are opened on timarit.is, but if the number of openings is averaged out per user, then HASK is in first place. More than half the visits to the sagnanet.is (Icelandic medieval manuscripts) and the kort.bok.hi.is (Antique maps of Iceland) are by users abroad.

ISSUED LIBRARY CARDS

	2005	2006	2007	2008
Students in the University of Iceland	3,308	3,229	2,889	3,268
University and Library staff	722	578	606	933
Other students	782	889	799	715
Other borrowers	1,203	1,099	924	963
Total	6,015	5,795	5,218	5,879

READING ROOM FOR MANUSCRIPT AND NATIONAL DEPARTMENTS

Visitors	2005	2006	2007	2008
Total	8,475	8,120	7,270	7,010

CIRCULATION

	2005	2006	2007	2008
Circulation dept. – main Library and departmental libraries				
Students in the University of Iceland	42,833	40,913	39,751	38,916
University and Library staff	8,813	7,989	8,175	8,095
Other students	5,264	5,480	5,183	4,212
Other borrowers	10,362	8,335	8,767	9,374
Total	67,272	62,717	61,876	60,597
National Department materials used in the Reading Room	9,713	9,668	8,812	9,323
Manuscripts used in the Reading Room	3,336	3,097	2,968	3,344
Audio-Visual Collection				
Sound recordings – loans	286	129	213	103
Films and related materials – loans	1,330	887	910	904
Digital materials – loans		46	110	121
Films and related materials – used <i>in situ</i>	968	811	856	312
Sound recordings – used <i>in situ</i>	765	677	667	280
Printed music – loans (first counted 2008)				244
Total	16,398	15,315	14,536	14,631
Grand total	83,670	78,032	76,412	75,228

INTER LIBRARY LENDING

	2005	2006	2007	2008
To the Library				
Books, films, etc.	1,044	1,112	1,093	1,062
Photocopies	2,426	2,237	1,452	1,388
From the Library				
Books, films, etc.	524	517	595	662
Photocopies	1,195	957	795	888
Total	5,189	4,823	3,935	3,994
To the Manuscript Department	97	43	23	20
From the Manuscript Department	41	36	154	71
Manuscript Department , total loans	138	79	177	91
Inter-library loans, total	5,327	4,902	4,112	4,085

USE OF DIGITAL JOURNALS AND DIGITAL DATABASES

	2005	2006	2007	2008
Articles downloaded via National Access	640,737	805,743	908,871	1,513,448
Articles downloaded via special subscription				18,300
Articles downloaded, total	640,737	805,743	908,871	1,531,748

Reliable data on use of material via the National Access has proved difficult to obtain in some cases. A substantial part of the increase over 2007 is because only late that year was it discovered that only a small fraction of articles downloaded from Morgunblaðið's archive had been included in the count up to that time. If use of the Morgunblaðið archive is excluded, the increase in article downloads last year was 4.2%.

PRINTING AND COPYING BY USERS

Number of pages	2005	2006	2007	2008
Printed	198,524	194,227	196,412	322,656
Photocopied	484,001	467,602	363,758	372,821

REFERENCE SERVICES

	2005	2006	2007	2008
Number of users attending training courses				
Basic courses for UI staff/students	820	1.190	1,221	1,051
Advanced courses for UI staff/students	454	680	827	768
Others	712	104	356	195
Total	1,986	1,974	2,404	2,014
Number of training courses				
Basic courses for UI staff/students	33	41	29	44
Advanced courses for UI staff/students	20	43	47	58
Others	33	8	21	11
Total	86	92	97	113
Pamphlets				
New	6	5	2	2
Reprinted	35	37	39	12
Total	41	42	41	14
Reference enquiries	2005	2006	2007	2008
Reference Department				
By e-mail	311	326	498	423
By phone or in person	41	101	98	91
Extensive reference searches	15	27	25	25
Audio-Visual Collection	52	60	53	21
National Department			31	42
Total	419	514	705	602



From the manuscript ÍBR 87 4to, leaf 143r.

COLLECTIONS AND FINANCIAL MANAGEMENT

ACQUISITIONS

Items received on legal deposit ¹	2005	2006	2007	2008
Books (printed works registered as books)	6,077	6,227	6,325	7,794
Periodicals (individual issues)	7,769	8,352	9,131	8,626
Newspapers (individual issues)	8,051	7,913	9,601	7,602
Annual reports	833	883	648	580
Posters	1,682	579	897	583
Maps	109	51	98	77
Printed ephemera	14,400	9,000	8,660	9,560
Sound recordings ²	784	870	887	680
Video tapes and DVDs ³	15	39	52	72
Audio books	57	215	120	31
Multimedia discs/computer data				2
Web archiving – documents (thousands)	2005	2006	2007	2008
The Icelandic web domain	84,207	80,448	77,495	153,540
Weekly selected archiving		22,960	42,640	49,289
Event-related collections		19,282	25,871	0
Total documents (thousands)	84,207	122,690	145,946	202,829
Other acquisitions	2005	2006	2007	2008
Books, purchased	2.750	2.275	3.085	2.923
Books, donations/exchanges	3.343	3.507	3.029	3.534
Foreign periodicals, subs. paid by Library	1.124	820	758	737
Foreign periodicals, subs. paid by UI inst.	40	50	50	56
Foreign periodicals, donations/exchanges	750	720	680	550
Periodicals, back-numbers (volumes)	494	250	387	175
Icelandic periodicals, by subscription	82	88	103	124
Icelandic periodicals, donations	40	30	35	45
Sound recordings, purchased	63	165	93	58
Sound recordings, donations		9	30	2
Video tapes and DVDs, purchased	180	146	146	264
Video tapes and DVDs, donations	12	36	122	122
Acquisitions by Manuscript Department	52	68	55	41

PHOTOGRAPHIC UNIT

	2005	2006	2007	2008
Microfilms (newspapers) ⁴	70	0	111	0

¹ The three copies of each book that are preserved in the Library. The Library also holds three copies of newspapers, audio books and multimedia discs, and two of printed ephemera and posters. Figures for printed ephemera are estimates.

² Copies, embracing 259 titles. These include 56 titles of Islandica extranea and 89 titles that individuals, choirs and instrumental groups have published privately.

³ Titles, including multimedia discs and 29 titles of Islandica extranea.

⁴ The Library stopped making microfilm copies of its holdings in 2005; copies were made in 2007 in response to orders from abroad.

Digital images (pages)⁵				
Newspapers and periodicals	303,287	385,201	531,508	651,436
Books	1,636	1,794	120	4,136
Manuscripts	6,852	11,178	3,037	16,697
Total pages	311,775	398,173	533,655	672,269

BINDING SERVICES

	2005	2006	2007	2008
Units	41,001	41,805	41,030	42,908

ISSN AND ISBN

ISSN (International Standard Serial Numbers)	2005	2006	2007	2008
ISSNs assigned	125	80	78	41
ISBN (International Standard Book Number)				
Registrant element ranges assigned	58	32	63	74
Individual ISBNs assigned		111	165	178

AVERAGE FULL TIME EQUIVALENT STAFF PER UNIT⁶

	2005	2006	2007	2008
Librarian's Office	6.00	6.00	6.00	7.50
Programming and Computer Services	4.60	3.50	4.00	4.00
National Department	21.23	20.58	21.15	20.75
Manuscript Department	6.75	7.15	6.75	5.00
Circulation Department	18.43	17.65	17.20	19.16
Reference Department	11.85	11.00	11.00	9.70
National Access	1.00	1.00	1.00	1.00
Women's History Archive	1.00	1.00	1.00	1.00
Book Binding and Conservation Department	5.00	5.00	4.00	4.00
Photographic Unit	4.67	4.17	5.17	4.67
Departmental Libraries	2.50	1.40	1.03	1.25
National Department – Preserv. Collection	0.80	1.00	1.00	0.70
Building maintenance and management	4.25	4.25	4.00	4.25
Total full-time-equivalent positions	88.08	83.70	82.30	82.98
Personnel, by category (man-years)	2005	2006	2007	2008
Qualified librarians	33.45	32.40	28.90	30.05
Librarians with university degrees	24.63	23.78	24.20	22.00
Other librarians	11.48	12.10	15.13	14.01
Assistants and office staff	8.67	7.42	7.77	8.52
Other staff	9.85	8.00	6.30	8.40
Total full-time-equivalent positions	88.08	83.70	82.30	82.98

⁵ The Akureyri Library (Amtsbókasafnið á Akureyri) produced 265,009 pages, the Library 407,260.

⁶ At the beginning of the year, responsibility for exhibitions was transferred from the Manuscript Department, and responsibility for website maintenance from the Reference Department, to the Operations Department.

OPERATING EXPENSES (ISK'000)

	2005	2006	2007	2008
Payroll	377,311	344,731	367,001	407,999
Purchase of acquisitions	106,907	121,732	158,247	166,322
Other expenses	136,504	146,782	190,516	224,034
Total	620,722	613,245	715,764	798,355
Percentage breakdown	2005	2006	2007	2008
Payroll	60.8	56.2	51.3	51.1
Purchase of acquisitions	17.2	19.9	22.1	20.8
Other expenses	22.0	23.9	26.6	28.1

INCOME STATEMENT 2008 (ISK'000)

Income	2007	2008
University of Iceland allocation for acquisitions	39,090	29,776
Income for national access to digital materials and periodicals	76,016	99,630
Other income	52,598	52,736
Government appropriation	585,777	635,938
Total	753,481	818,080
Expenses		
Payroll	367,001	407,999
Operation and maintenance of buildings	84,834	108,302
Purchase of acquisitions	43,920	43,695
National Access to Databases and Electronic Journals	114,327	122,727
Systems (Icelandic Library Consortium, etc.)	19,371	18,351
Operation of computer systems and technical equipment	17,693	25,508
Other expenses	68,618	71,873
Total	715,764	798,355
Operating surplus	37,717	19,725



From the manuscript ÍBR 46 4to, leaf 44r