

Listin
að lesa
og skrifa



Vinnubók

3



NAFN _____

BEKKUR _____



Listin að lesa og skrifa

Vinnubók 3

ISBN 978-9979-0-2325-8

© 1998 Arnheiður Borg og Rannveig Löve

© 1998 Teikningar: Freydís Kristjánsdóttir

Brian Pilkington: Sóla og Nóri á kápu og bls. 9, 33 og 40

Ritstjórn: Linda Konráðsdóttir, Sýlvía Guðmundsdóttir og Elín Lilja Jónasdóttir

Öll réttindi áskilin

1. útgáfa 1997
önnur prentun 1998
2. útgáfa 1999
önnur prentun 2000
þriðja prentun 2002
fjórða prentun 2003
fimmta prentun 2005
sjötta prentun 2006
sjöunda prentun 2007
áttunda prentun 2008
nítunda prentun 2011
3. útgáfa 2017
önnur prentun 2018

Menntamálastofnun
Kópavogi

Umbrot og útlit: Menntamálastofnun
Prentvinnsla: Ísafoldarprentsmiðja ehf. –
umhverfisvottuð prentsmiðja

Arnheiður Borg


Rannveig Löve


Listin að lesa
og skrifa





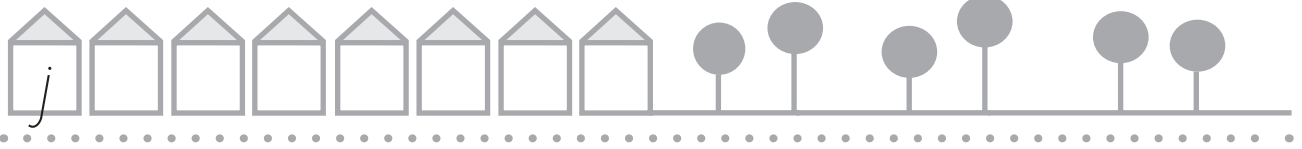
Vinnubók 3



MENNTAMÁLASTOFNUN


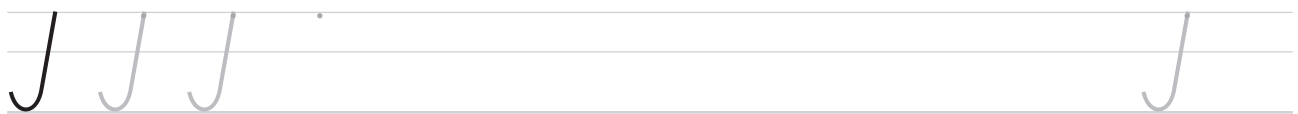


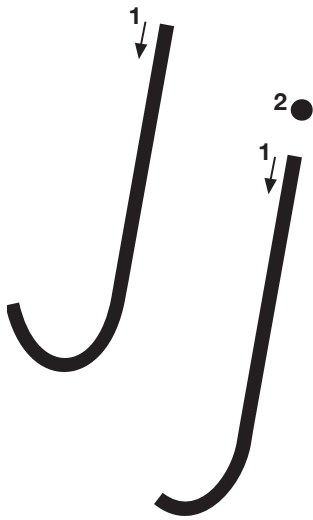
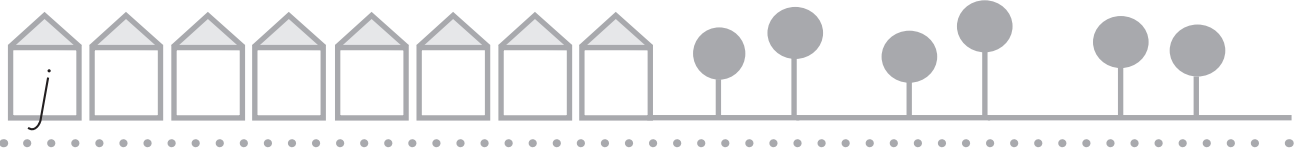




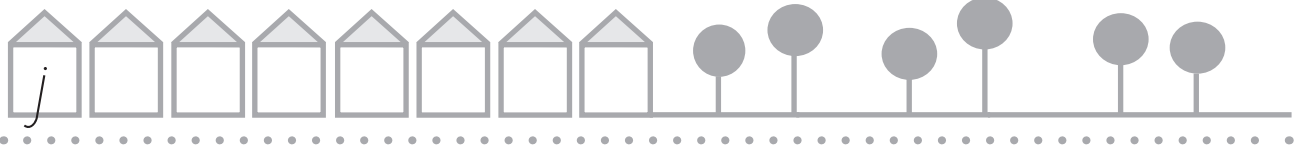


ú	g	j	n	v	j
v	j	j	a	j	g
g	o	í	j	o	j
j	u	v	o	ú	j

- 4
- Nemandi dregur strik frá mynd sem felur í sér hljóðið j að stafnum j.
 - Nemandi lítar yfir reitinn sem geymir stafinn j.



- Nemandi fer ofan í stafina með blýanti/lit og skrifar svo eftir forskriftinni.
- Nemandi merkir við myndir sem fela í sér hljóðið j, strikar/krossar yfir hinar.



J

á

u

o

ó æ a



já

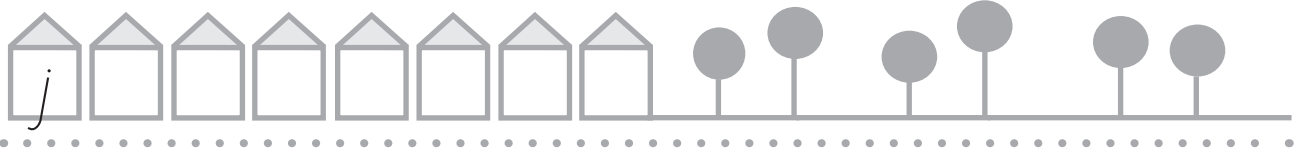
jæja

J ó n a

j ú

j ó j ó

- 6
- Nemandi lætur j heilsa sérhljóðunum, fer svo ofan í línurnar frá samhljóða að sérhljóðum og að lokum ofan í stafina.
 - Nemandi fer ofan í stafina með blýandi/lit og skrifar svo eftir forskriftinni.
 - Nemandi fer ofan í stafina með blýanti/lit, les orðin, skrifar svo eftir forskriftinni.



Jana

júní

júlí

Jói

Jón

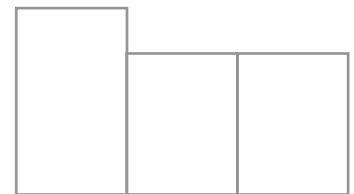
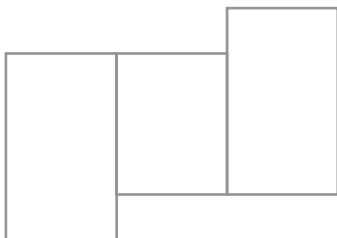
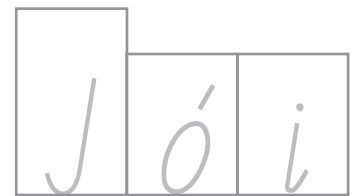
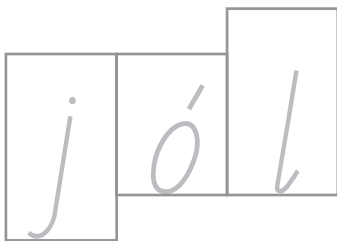
janúar

Jara



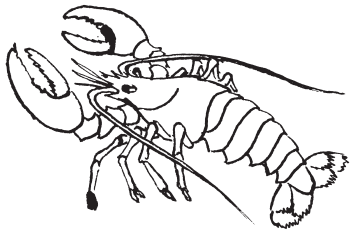


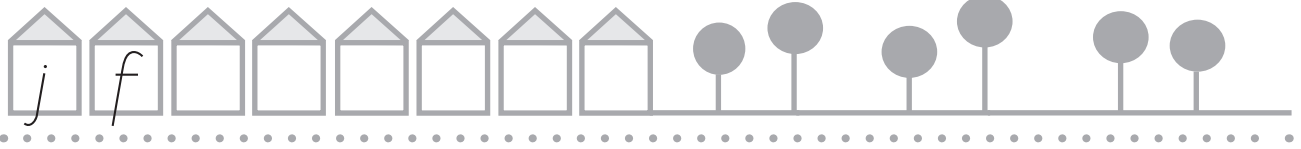
jæja

jól

jójó




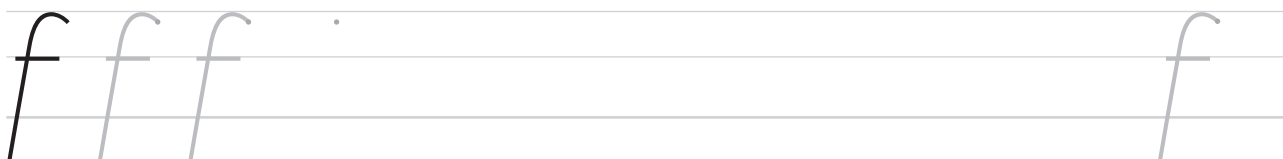
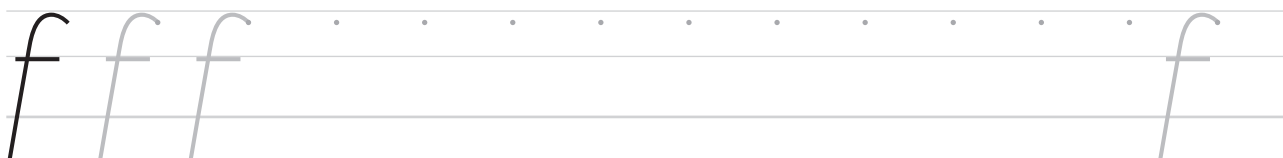
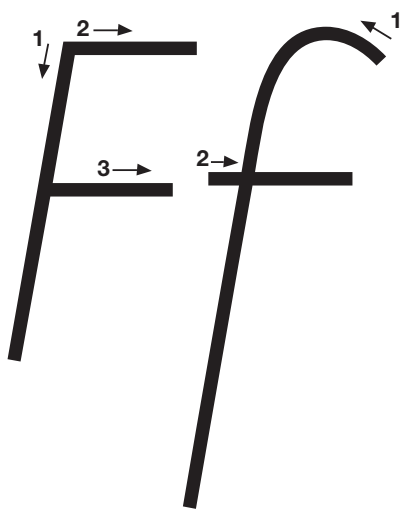
- Nemandi skoðar myndirnar inni í hringnum, les svo orðin utan hringnum og tengir við rétta mynd.
- Nemandi fer ofan í stafi/orð í kössunum með blýanti/lit og skrifar svo orðin í tómu kassana og loks á línuna.




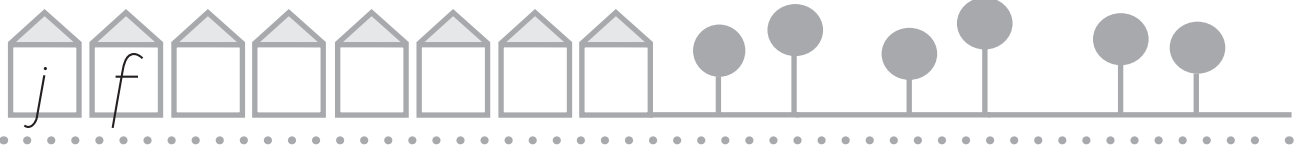
t	i	f	é	ú	f
ú	f	a	f	æ	t
f	ú	é	t	f	i
t	a	f	s	a	f



- 8
- Nemandi dregur strik frá mynd sem felur í sér hljóðið f að stafnum f.
 - Nemandi litar yfir reitinn sem geymir stafinn f.

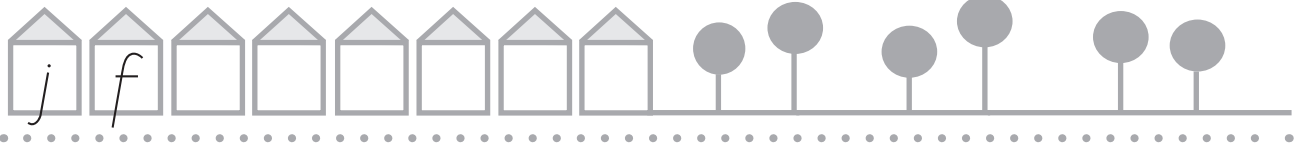


- Nemandi fer ofan í stafina með blýanti/lit og skrifar svo eftir forskriftinni.
- Nemandi merkir við myndir sem fela í sér hljóðið f, strikar/krossar yfir hinar.






- Nemandi fer ofan í stafi á vinstri væng fiðrildisins með blýanti/lit og lætur þá heilsa hljóðinu í miðju. Því næst lætur nemandi miðhljóðið heilsa hljóðum/stöfum á hægri væng og og fer ofan í þá um leið.
- Bókasafn – pokasafn: Nemandi finnur merkingarþær orð og ritar þau í „bókasafnið“ en orðleysur fara í „pokasafnið“.
- Nemandi finnur fyrsta hljóð í orðunum og skrifar á línuna.



færa *fáni*
fé *afi*
amma *fela*
for *fara*
sofa *fífa*

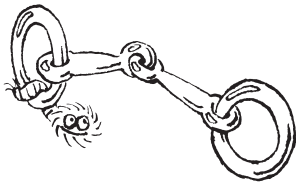



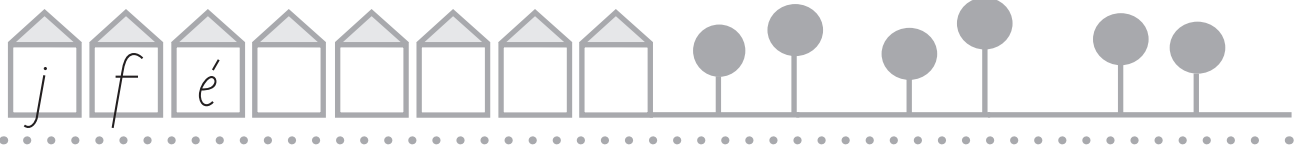


- fura*
- fara*
- fífa*
- afi*

- sofa*
- færa*
- afi*
- fáni*

- afi*
- for*
- fura*
- amma*


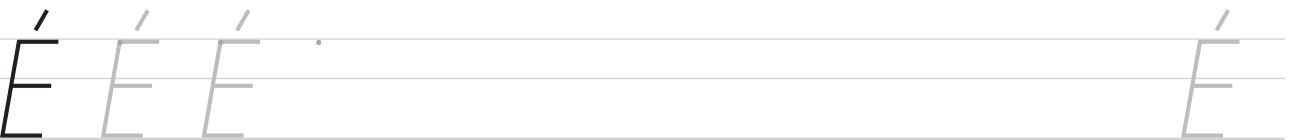
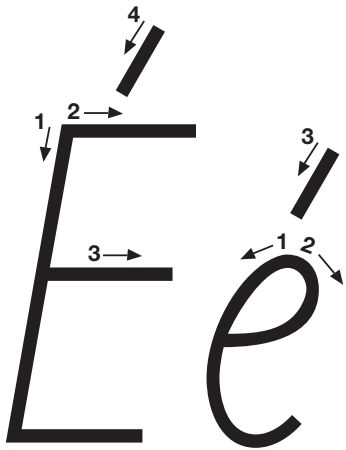
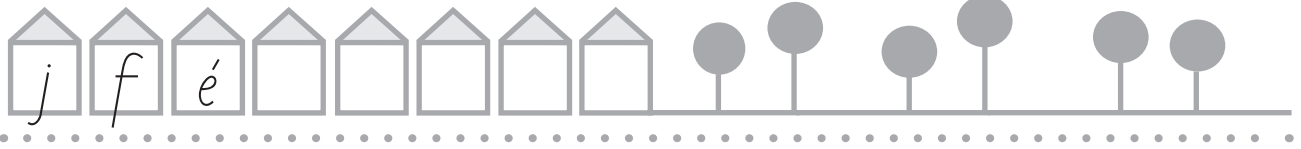
- fífa*
- amma*
- afi*
- sofa*



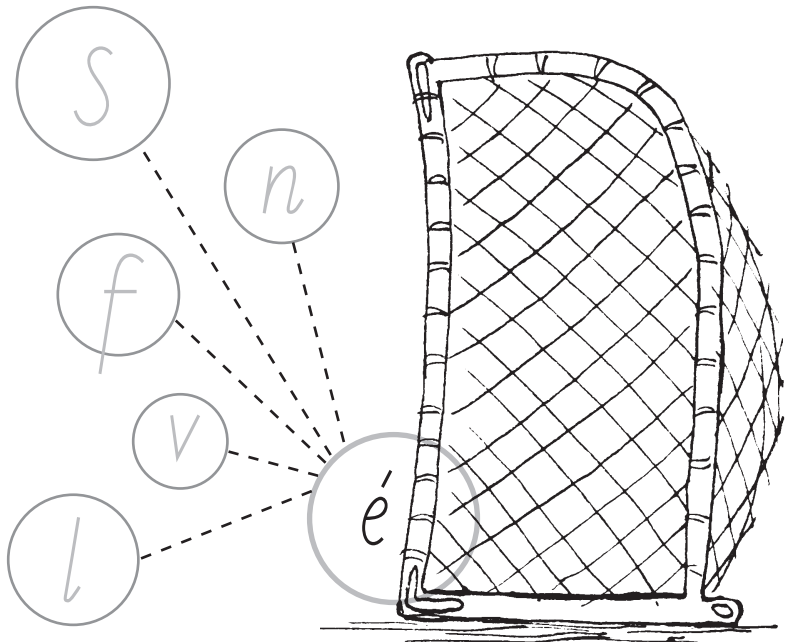
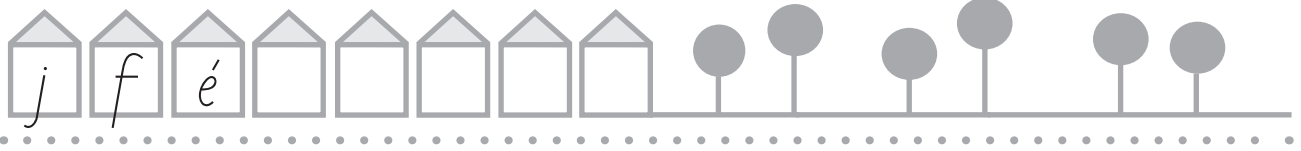
a	é	r	é	i
é	s	é	é	ú
u	e	é	v	é
r	é	n	x	ó






- Nemandi dregur strik frá mynd sem felur í sér hljóðið é að stafnum é.
- Nemandi lítar yfir reitinn sem geymir stafinn é.

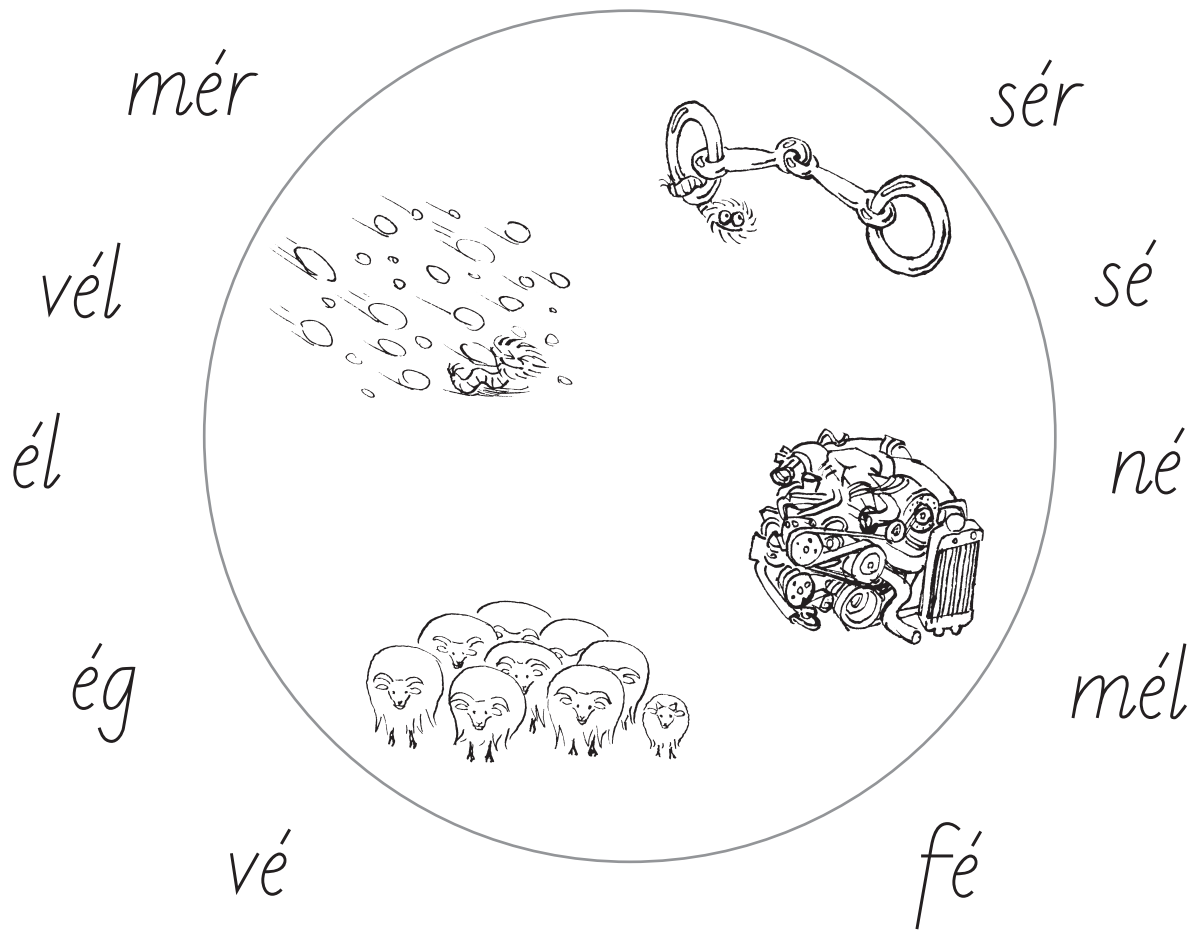
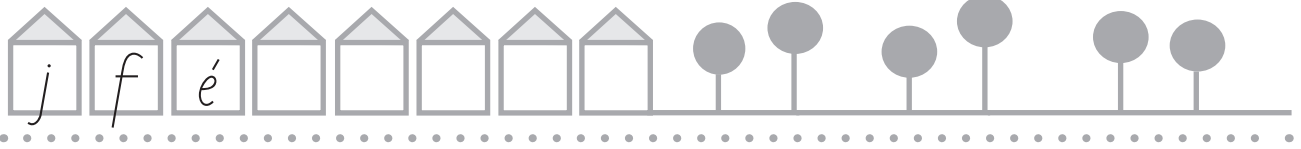



- Nemandi fer ofan í stafina með blýanti/lit og skrifar svo eftir forskriftinni.
- Nemandi merkir við myndir sem fela í sér hljóðið é, strikar/krossar yfir hinar.






- Nemandi lætur samhljóðana heilsa stafnum é, fer svo ofan í línurnar frá samhljóðum að sérhljóðinu og að lokum ofan í stafina.
- Bókasafn – pokasafn: Nemandi finnur merkingarbær orð úr stöfunum í boltunum og ritar þau í „bókasafnið“ en orðleysur fara í „pokasafnið“.
- Nemandi finnur fyrsta hljóð í orðunum og skrifar á línuna.

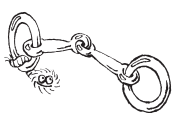




f	é				
---	---	--	--	--	--

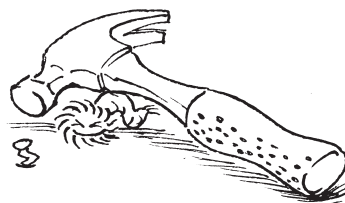






é	l				
---	---	--	--	--	--





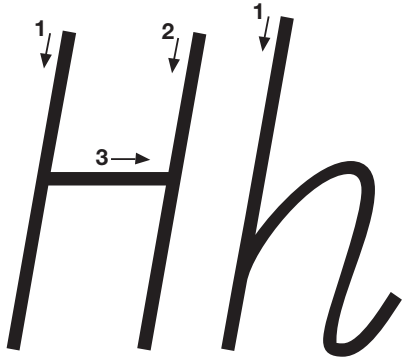
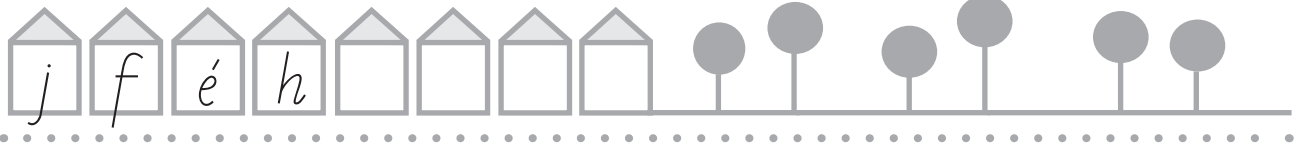
m	é	l			
---	---	---	--	--	--

- Nemandi skoðar myndirnar inni í hringnum, les svo orðin utan hringins og tengir við rétta mynd.
- Nemandi fer ofan í stafi/orð í kössunum með blýanti/lit og skrifar svo orðin í tómu kassana og loks á línuna.

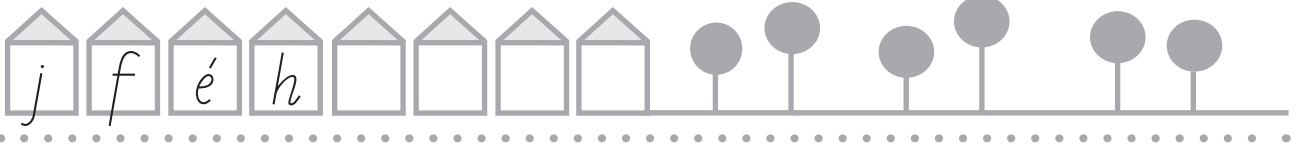


f	h	k	t	h	h
h	l	h	l	h	f
t	k	h	f	k	t
h	t	l	h	l	h





- Nemandi fer ofan í stafina með blýanti/lit og skrifar svo eftir forskriftinni.
- Nemandi merkir við myndir sem fela í sér hljóðið **h**, strikar/krossar yfir hinar.



h

a


ó

é




H é r

e r

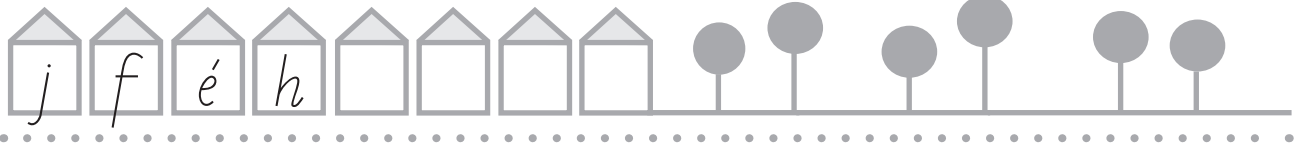


Blank boxes for writing: a tall box, followed by two shorter boxes.

Blank boxes for writing: two short boxes.



- 18
- Nemandi lætur **h** *heilsa* sérhljóðunum, fer svo ofan í línurnar frá samhljóða að sérhljóðum og að lokum ofan í stafina.
 - Bókasafn – pokasafn: Nemandi finnur merkingarbær orð og ritar þau í „bókasafnið“ en orðleysur fara í „pokasafnið“.
 - Nemandi fer ofan í stafi/orð í kössunum með blýanti/lit og skrifar svo orðin í tómu kassana.



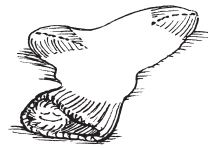
hamar hani

hús hæli

hás hola

hár hosa

humar hæna



hás

hæna

hola

hælur

hár

hani

hæli

humar

hús

hola

hani


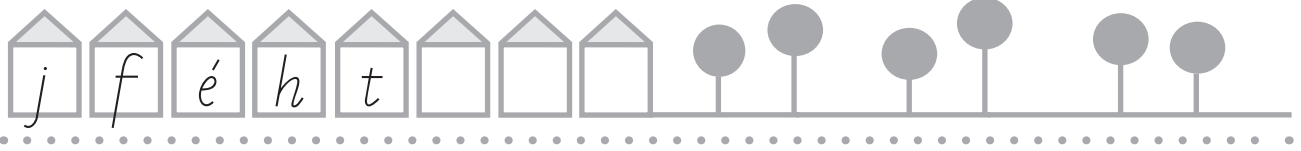
hosur

hál

hæli

hosa

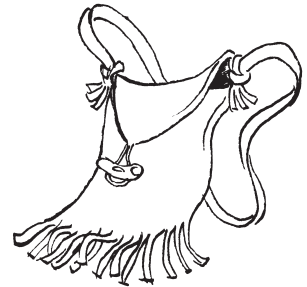

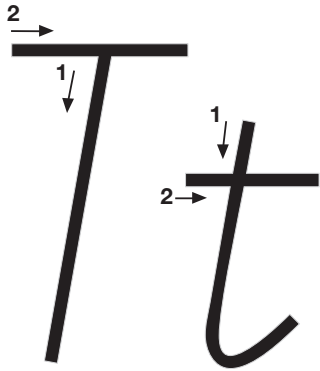
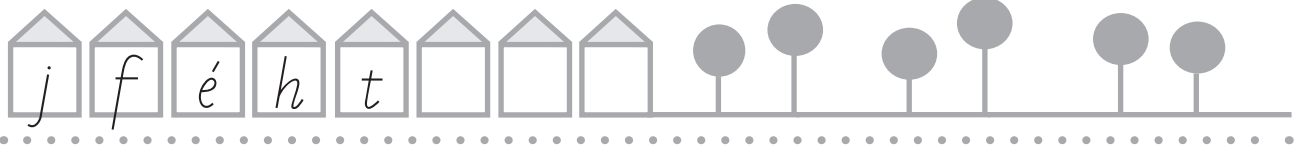
hamar



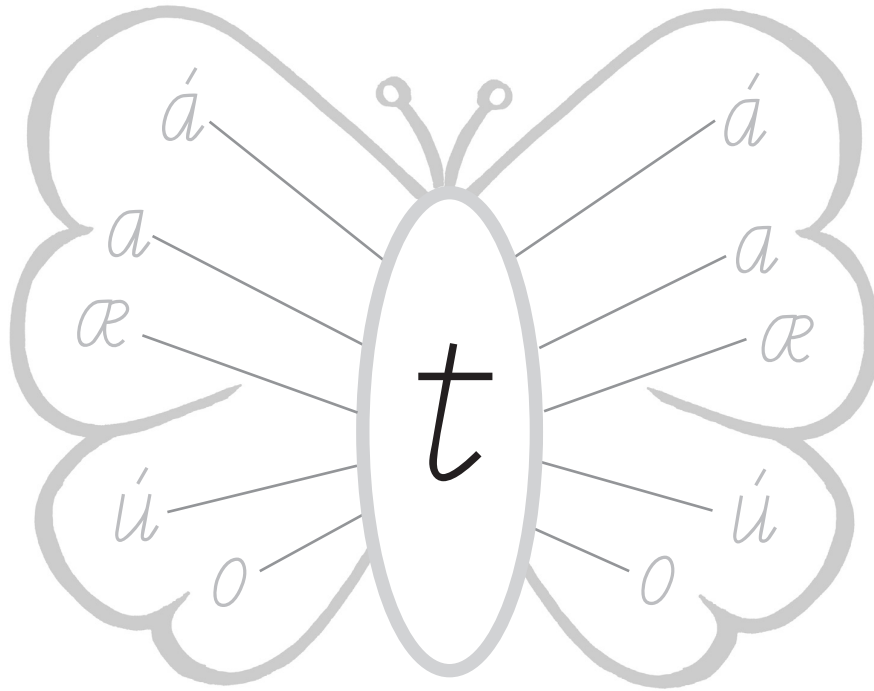
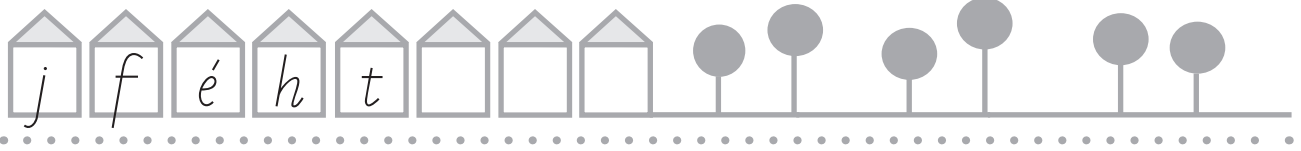
f	t	h	t	h	f
h	t	f	t	l	t
l	f	l	f	t	h
t	l	t	h	f	t


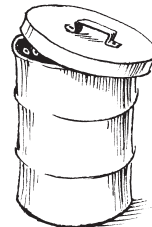



- Nemandi dregur strik frá mynd sem felur í sér hljóðið t að stafnum t.
- Nemandi lítar yfir reitinn sem geymir stafinn t.







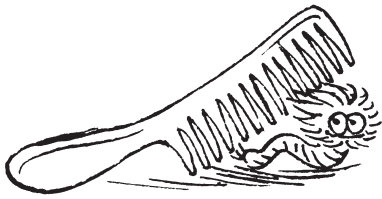
- Nemandi fer ofan í stafina með blýanti/lit og skrifar svo eftir forskriftinni.
- Nemandi merkir við myndir sem fela í sér hljóðið t, strikar/krossar yfir hinar.






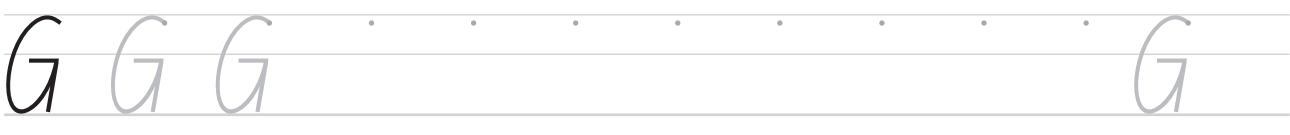
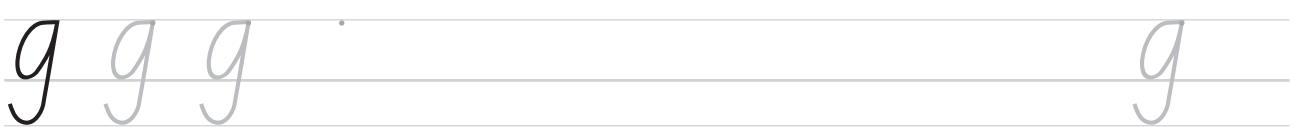
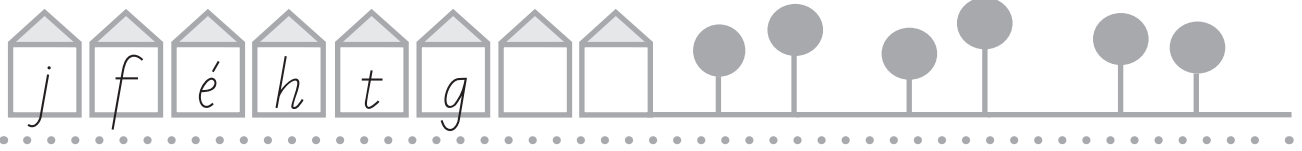
- Nemandi fer ofan í stafi á vinstri væng fiðrildisins með blýanti/lit og lætur þá heilsa hljóðinu í miðju. Því næst lætur nemandi miðhljóðið heilsa hljóðum/stöfum á hægri væng og og fer ofan í þá um leið.
- Bókasafn – pokasafn: Nemandi finnur merkingarþær orð og ritar þau í „bókasafnið“ en orðleysur fara í „pokasafnið“.
- Nemandi finnur fyrsta hljóð í orðunum og skrifar á línuna.

j f é h t g

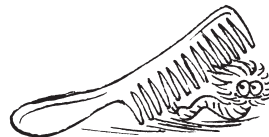
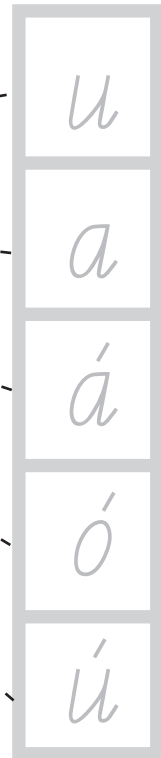
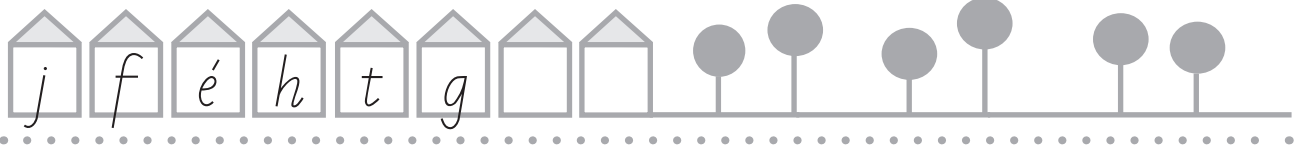


g	p	í	g	f	g
j	g	f	j	g	u
a	é	g	á	g	j
g	j	p	g	j	é

- Nemandi dregur strik frá mynd sem felur í sér hljóðið g að stafnum g
- Nemandi lítar yfir reitinn sem geymir stafinn g.

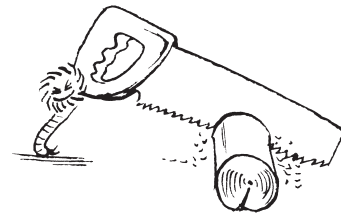
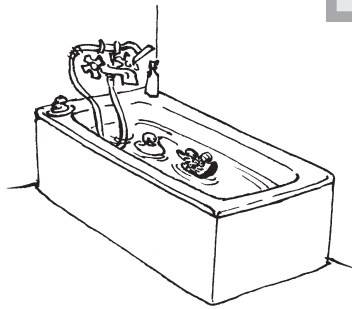
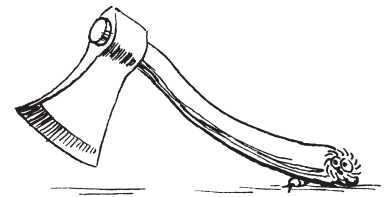
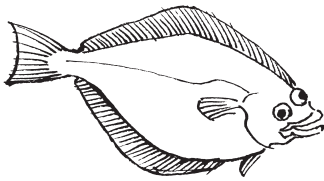
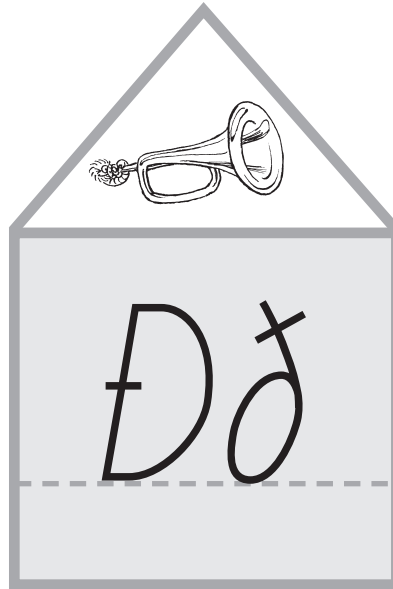



- Nemandi fer ofan í stafina með blýanti/lit og skrifar svo eftir forskriftinni.
- Nemandi merkir við myndir sem fela í sér hljóðið **g**, strikar/krossar yfir hinar.




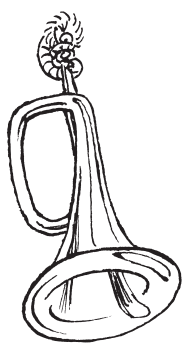
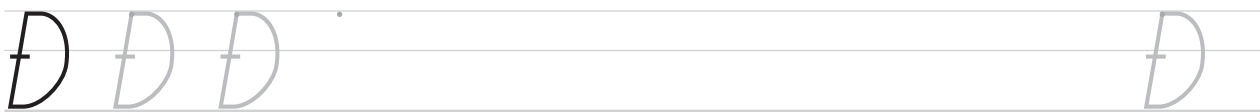
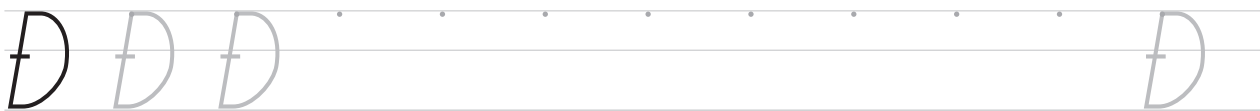

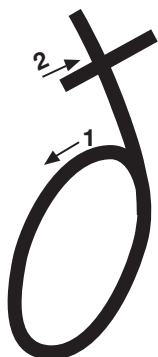
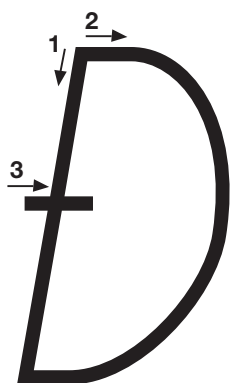
- 26
- Nemandi lætur *g* heilsa sérhljóðunum, fer svo ofan í línurnar frá samhljóða að sérhljóðum og að lokum ofan í stafina.
 - Bókasafn – pokasafn: Nemandi finnur merkingarbær orð og ritar þau í „bókasafnið“ en orðleysur fara í „pokasafnið“.
 - Nemandi finnur fyrsta hljóð í orðunum og skrifar á línuna.

j f é h t g ð


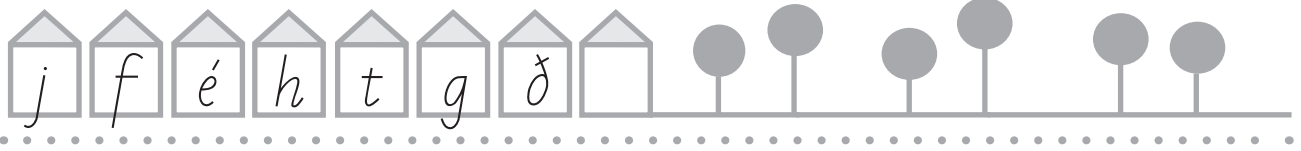


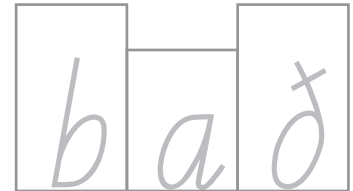
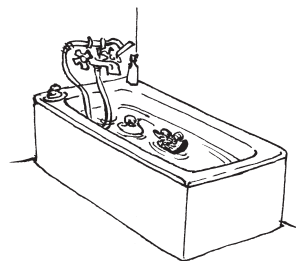
h	ð	j	h	ð	t
ð	ð	t	ð	ð	j
ð	h	ð	j	ð	f
t	j	f	ð	h	ð

- Nemandi dregur strik frá mynd sem felur í sér hljóðið ð að stafnum ð.
- Nemandi lítar yfir reitinn sem geymir stafinn ð.

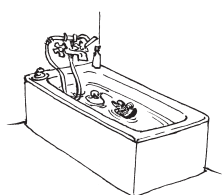



- Nemandi fer ofan í stafina með blýanti/lit og skrifar svo eftir forskriftinni.
- Nemandi merkir við myndir sem fela í sér hljóðið ð, strikar/krossir yfir hinar.




- Nemandi fer ofan í stafi á vinstri væng fiðrildisins með blýanti/lit og lætur þá heilsa hljóðinu í miðju. Því næst lætur nemandi miðhljóðið heilsa hljóðum/stöfum á hægri væng og ofan í þá um leið.
- Bókasafn – pokasafn: Nemandi finnur merkingarbær orð og ritar þau í „bókasafnið“ en orðleysur fara í „pokasafnið“.
- Nemandi les orðin, fer ofan í stafina/orðin í kössunum með blýanti/lit og skrifar í tómu kassana.




- lóð
- bað
- roð
- soð



- lúða
- suða
- rúða
- vaða

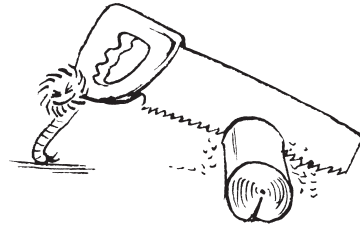
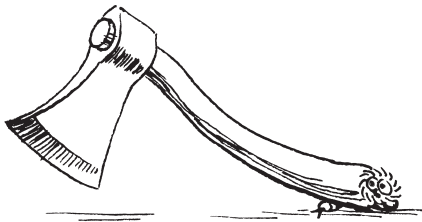

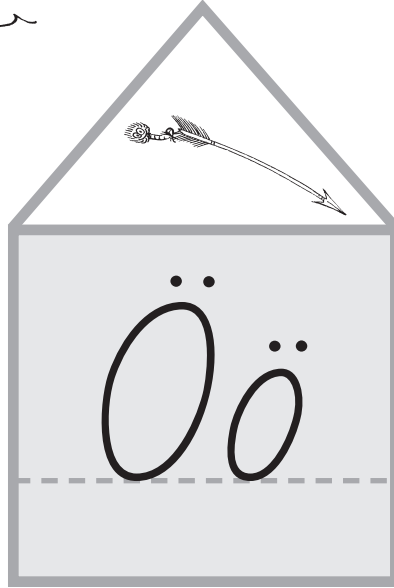



- lóð
- soð
- bað
- roð



- rauður
- góður
- sauður
- lúður

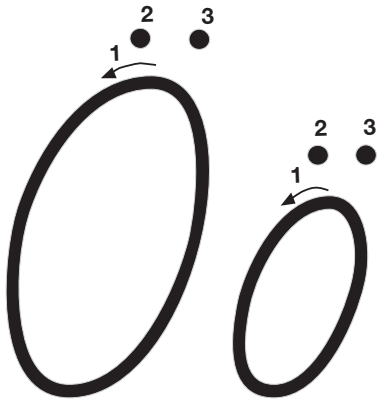
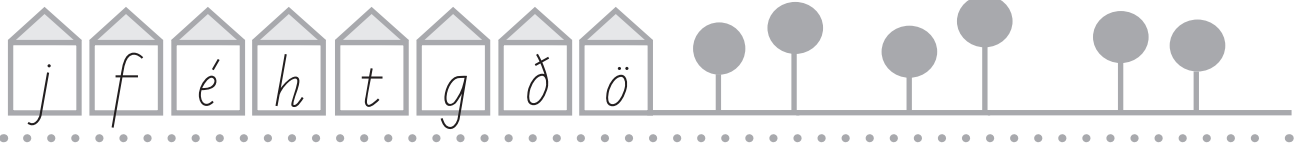
j f é h t g ð ö



ö	s	ö	v	ó	ö
v	r	é	ö	a	ö
ö	m	ö	é	r	í
ö	ö	u	n	ö	s



- Nemandi dregur strik frá mynd sem felur í sér hljóðið ö að stafnum ö
- Nemandi lítar yfir reitinn sem geymir stafinn ö.



ö ö ö

ö

ö ö ö



ö

ö ö ö

ö

ö ö ö

ö



- Nemandi fer ofan í stafina með blýanti/lit og skrifar svo eftir forskriftinni.
- Nemandi merkir við myndir sem fela í sér hljóðið ö, stríkar/krossar yfir hinar.

j f é h t g ð ö

söl fötur

tölur mör

ör öl

föt möl

föl löt



ör			
----	--	--	--



r	ö	ð			
---	---	---	--	--	--



t	ö	l	u	r		
---	---	---	---	---	--	--

j f é h t g ð ö



segir gosi og mosi.



segir mosi og gosi.

Góa

segir



og



Ari

segir

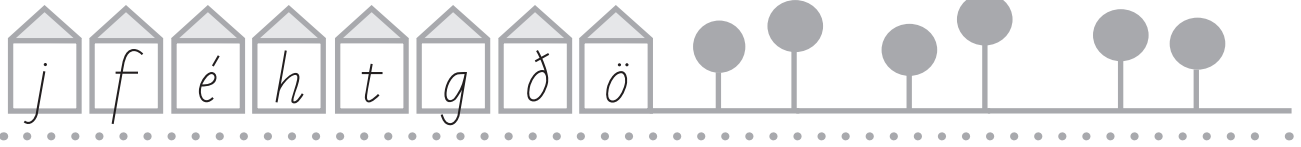


og



s e g i r

s e g i r





Hér er  minn



minn


--	--	--	--

Hér er  minn



minn

--	--	--	--


Hér er  minn



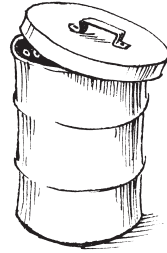
minn


--	--	--	--

j f é h t g ð ö






























j f é h t g ð ö



- gola
- gata
- gala



- mál
- fé
- vél



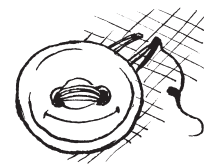
- lúða
- rúða
- lúður



- föt
- ör
- tölur



- jól
- jójó
- já



- tala
- fata
- nóta



- fela
- fífa
- fáni



- Tumi
- Tína
- Tóta



- humar
- hani
- hamar

j f é h t g ð ö



j ó l



a f i



v é l



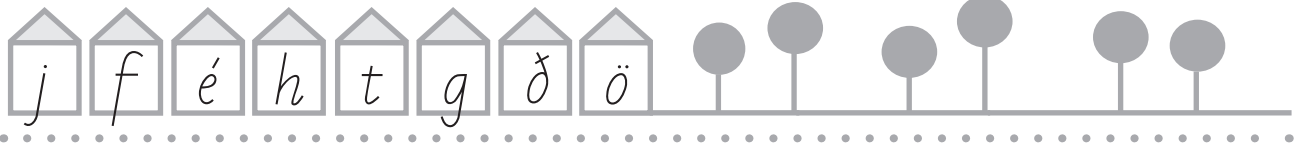
h ú s



l ó ð



g o s



segir:

Hér er  minn.



segir:

Hér er  minn.



segir:

Hér er  minn.



segir:

Hér er  minn.



Listin að lesa og skrifa



Lestrarkennslufnið *Listin að lesa og skrifa*

er fyrir byrjendur í lestri og byggist fyrst og fremst á hljóðaaðferð.
Lögð er áhersla á hæga stígandi, myndræna framsetningu, skipuleg
vinnubrögð og endurtekningu.

Efnið skiptist í 42 léttlestrarbækur, 16 örbækur, lestrarþing,
verkefni og kennsluleiðbeiningar á vef.

Í **Vinnubók 3** eru bókstafirnir **j, f, é, h, t, g, ð** og **ö** kenndir
auk orðmyndanna **segir** og **minn**. Áður hafa verið kenndir bókstafirnir
í, ó, s, á, l, a, i, r, ú, m, u, v, e, o, n og **æ** og orðmyndirnar
og, ekki, sagði, ég og **að**.

Höfundar efnis eru

Arnheiður Borg og Rannveig Löve.

Teikningar eru eftir Freydísi Kristjánsdóttur.

ISBN-13: 978-9979-0-2325-8



9 789979 023258

40195