



ORKUSTOFNUN
Jarðhitadeild

SVARTSENGI

Vinnslueftirlit júlí 1989 - júlí 1990

Verkfræðistofan Vatnaskil hf

Unnið fyrir Hitaveitu Suðurnesja

OS-90028/JHD-05 Reykjavík, júlí 1990



ORKUSTOFNUN
Jarðhitadeild

SVARTSENGI

Vinnslueftirlit júlí 1989 - júlí 1990

Verkfræðistofan Vatnaskil hf

Unnið fyrir Hitaveitu Suðurnesja

OS-90028/JHD-05 Reykjavík, júlí 1990

EFNISYFIRLIT

	Bls.
1. INNGANGUR	3
2. VINNSLA ÚR JARÐHITASVÆÐINU	3
3. VATNSBORÐSMÆLINGAR	3
VIÐAUKI: Frumgögn	11

TÖFLUSKRÁ

1. Vinnsla úr jarðhitasvæðinu	4
2. Niðurdæling	4
3. Niðurdráttur og vinnsla	5
4. Niðurdráttur og þrýstimælingar á 700 m dýpi í holu 7	5

MYNDASKRÁ

1. Vinnsla úr jarðhitasvæðinu í kg/s	7
2. Holutoppsþrýstingur í bary	8
3. Heildarvinnsla og niðurdæling	9
4. Heildarvinnsla og vatnshæð 1976-1990	10

1. INNGANGUR

Þessi skýrsla er sú sjötta í röðinni sem Verkfræðistofan Vatnaskil vinnur fyrir Orkustofnun vegna Hitaveitu Suðurnesja. Efni skýrslunnar er úrvinnsla gagna um vinnslu og niðurdrátt á jarðhitasvæðinu í Svartsengi tímabilið 1. júlí 1989 - 1. júlí 1990. Öll gögn sem varða vinnslueftirlit með jarðhitasvæðinu eru skráð af starfsmönnum Hitaveitu Suðurnesja með tölvuforriti sem var gert sérstaklega fyrir hitaveituna. Forritið færir gögn í frumskrár, þar sem þau eru tiltæk til frekari úrvinnslu með forritinu. Allar niðurstöður er síðan hægt að skoða sem myndir á tölvuskjá eða prenta þær út. Skýrsla þessi dregur saman helstu niðurstöður fyrir ofangreint tímabil.

2. VINNSLA ÚR JARÐHITASVÆÐINU

Vinnsla úr einstökum holum á jarðhitasvæðinu tímabilið 1. júlí 1989 - 1. júlí 1990 er sýnd á mynd 1. Niðurdæling í holu 5 er sýnd á sömu mynd. Holutoppþrýstingur fyrir sama tímabil er sýndur á mynd 2. Þar sést að þrýstingur fer vaxandi í holu 10 og er nú rúmlega 28 bar. Hóla 10 hefur undanfarin ár gefið hreina gufu og þyrfti því að bæta aðferðina við mælingu á rennslí úr holunni þannig að þrýstifall yfir blenduna sé mælt í stað þess að mæla eingöngu holutoppþrýsting eins og nú er gert. Þrýstingur í holu 6 og holu 12 er um eða tæplega 10 bar og eru holurnar af þessum sökum á mörkum þess að vera nothæfar, og má holutoppþrýstingur í þeim ekki lækka mikið til að þessum mörkum verði náð. Því þarf að fylgjast sérstaklega vel með því að niðurdæling í holu 5, sem hefur mest áhrif á holu 6 og 12, valdi ekki kólnun sem lækkar holutoppþrýstinginn enn frekar.

Heildarvinnsla og niðurdæling eru sýnd á mynd 3 fyrir tímabilið og í töflu 1 er tekin saman heildarvinnsla frá upphafi vinnslu í Svartsengi. Í töflunni hefur niðurdæling verið dregin frá heildarvinnslu. Niðurdæling í holur 5 og 12 er sýnd í töflu 2. Frumgögn fyrir töflurnar eru birt í viðauka.

Eins og sést af töflunni hafði rúmlega 6 milljónum tonna verið dælt niður í lok júní 1990 og er það rúmlega 7% af heildarvinnslunni.

3. VATNSBORÐSMÆLINGAR

Þegar vatnsborðsmælingar í holu 4 trufluðust vegna suðu í holunni var þeim hætt og þrýstimælingar notaðar til að meta þrýstilækkun á svæðinu. Í því skyni hefur þrýstingur á 700 m dýpi í holu 7 verið notaður. Mældur niðurdráttur og heildarvinnsla úr jarðhitasvæðinu frá upphafi eru sýnd á mynd 4. Tafla 3 sýnir niðurdrátt og vinnslu þau ár þegar vatnsborðsmælingar í holu 4 gáfu rétta mynd af niðurdrættinum.

Niðurdráttur reiknaður út frá þrýstimælingum er sýndur á mynd 4 og í töflu 4. Eins og taflan sýnir heldur niðurdráttur áfram að aukast og er í lok júní 1990 tæplega 200 m.

Áhrifum vaxandi niðurdráttar og niðurdælingar á vinnslu úr jarðhitasvæðinu er lýst í sérstakri skýrslu, sem Verkfræðistofan Vatnaskil vann fyrir Orkustofnun vegna Hitaveitu Suðurnesja (Svartsengi. Reiknilíkan af jarðhitakerfi. OS-89031/JHD-05, ágúst 1989).

TAFLA 1 Vinnsla úr jarðhitasvæðinu

Ár	Vinnsla millj.tonn	Heildarvinnsla í árslok millj. tonn	Meðalvinnsla kg/s
1976	0,21	0,21	26,4
1977	1,07	1,28	33,9
1978	1,63	2,91	51,7
1979	3,19	6,10	101,2
1980	4,30	10,44	136,0
1981	7,48	17,92	237,2
1982	7,58	25,50	240,4
1983	7,60	33,10	241,0
1984	7,90	41,00	249,8
1985	7,75	78,75	245,8
1986	8,24	56,99	261,3
1987	8,00	64,99	253,7
1988	8,39	73,38	266,0
1989	7,05	80,43	223,6
1990*	3,83	84,26	244,9

* Til 1. júlí 1990.

TAFLA 2 Niðurdæling

Ár	Hola 12 millj.tonn	Hola 5 millj.tonn	Heildarniður- dæling í árslok millj.tonn	Meðal- niðurdæling kg/s
1984	0,32	0	0,32	21,9
1985	0,94	0	1,26	29,8
1986	1,73	0	2,99	54,9
1987	1,35	0	4,34	42,8
1988	0,61	0,39	5,34	31,7
1989	0	0,45	5,79	14,3
1990*	0	0,44	6,23	28,1

* Til 1. júlí 1990.

TAFLA 3 Niðurdráttur og vinnsla

Ár.	Meðalvinnsla kg/s	Niðurdráttur á árinu m	Mældur niður- dráttur í árslok m
1976	26,4	2,4	2,4
1977	33,9	9,2	11,6
1978	51,7	8,4	20,0
1979	101,2	10,0	30,0
1980	136,0	17,0	47,0
1981	237,2	35,4	82,4
1982	240,4	16,3	98,7
1983	241,0	19,8	118,5
1984	249,8	16,1	134,6
1985	245,8	13,4	148,0

TAFLA 4 Niðurdráttur og þrýstimælingar á 700 m dýpi í holu 7


Dagsetn.	Þrýstingur bar	Niðurdráttur m
79.10.28	54,04	27,0
79.11.02	53,45	33,1
79.11.23	53,84	29,1
80.01.29	54,33	24,0
80.03.04	53,64	31,1
80.10.08	51,98	48,1
82.03.15	47,37	95,5
83.05.04	45,60	113,6
84.04.30	44,03	129,7
85.04.22	43,84	131,8
86.06.03	41,49	155,8
87.04.29	41,20	158,9
87.06.03	41,50	155,7
88.10.22	40,22	168,9
89.02.14	39,50	176,3
89.07.18	37,93	192,4
90.02.05	37,84	193,3

HITAVEITA SUÐURNESJA

SVARTSENGI

Vinnsla úr jarðhitasvæðinu í kg/s


VEKFRÆÐISTOFAN 85.11
VATNASKIL 90-07-06 SPK



HITAVEITA SUÐURNESJA

SVARTSENGI

Hólutoppsbrýstingur 1 bary

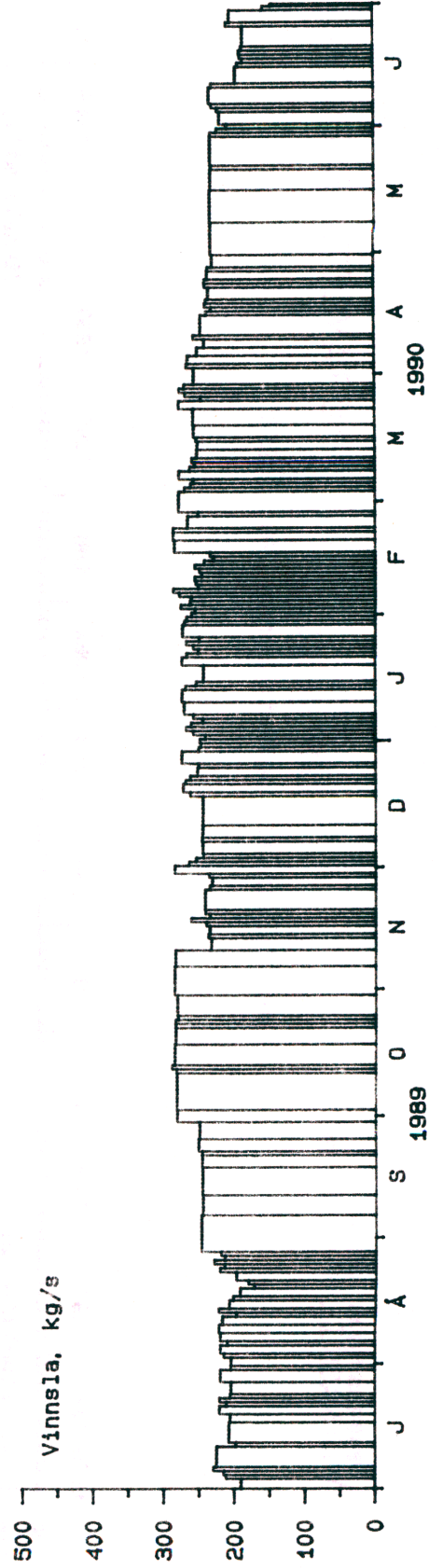
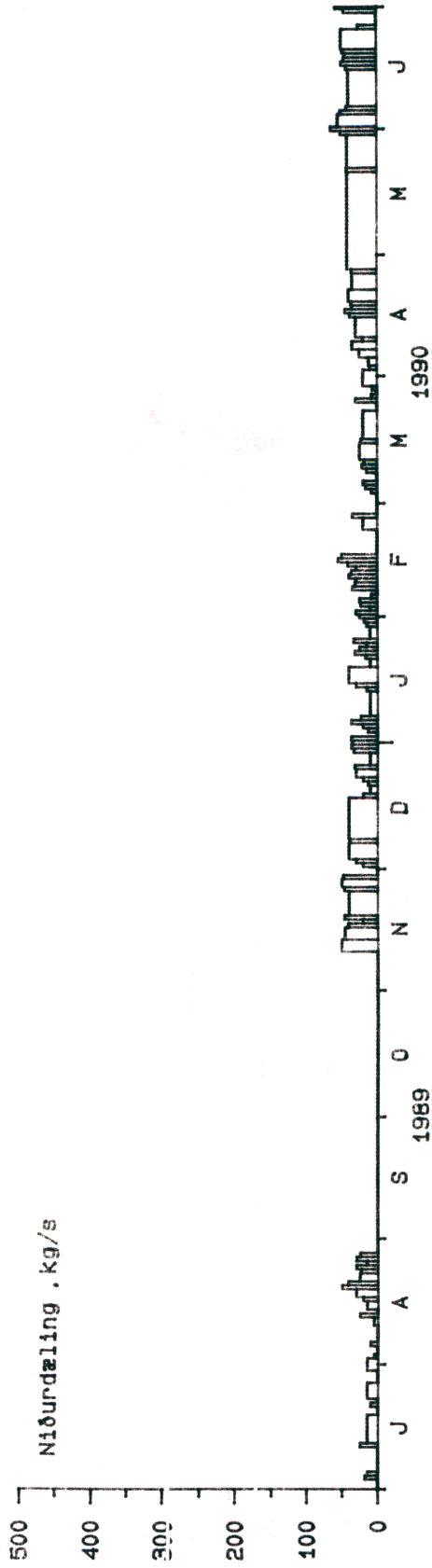


VÆKFRÆÐISTOFAN 85.11
VATNASKIL 90-07-06 SPK

HITAVEITA SUÐURNESJA

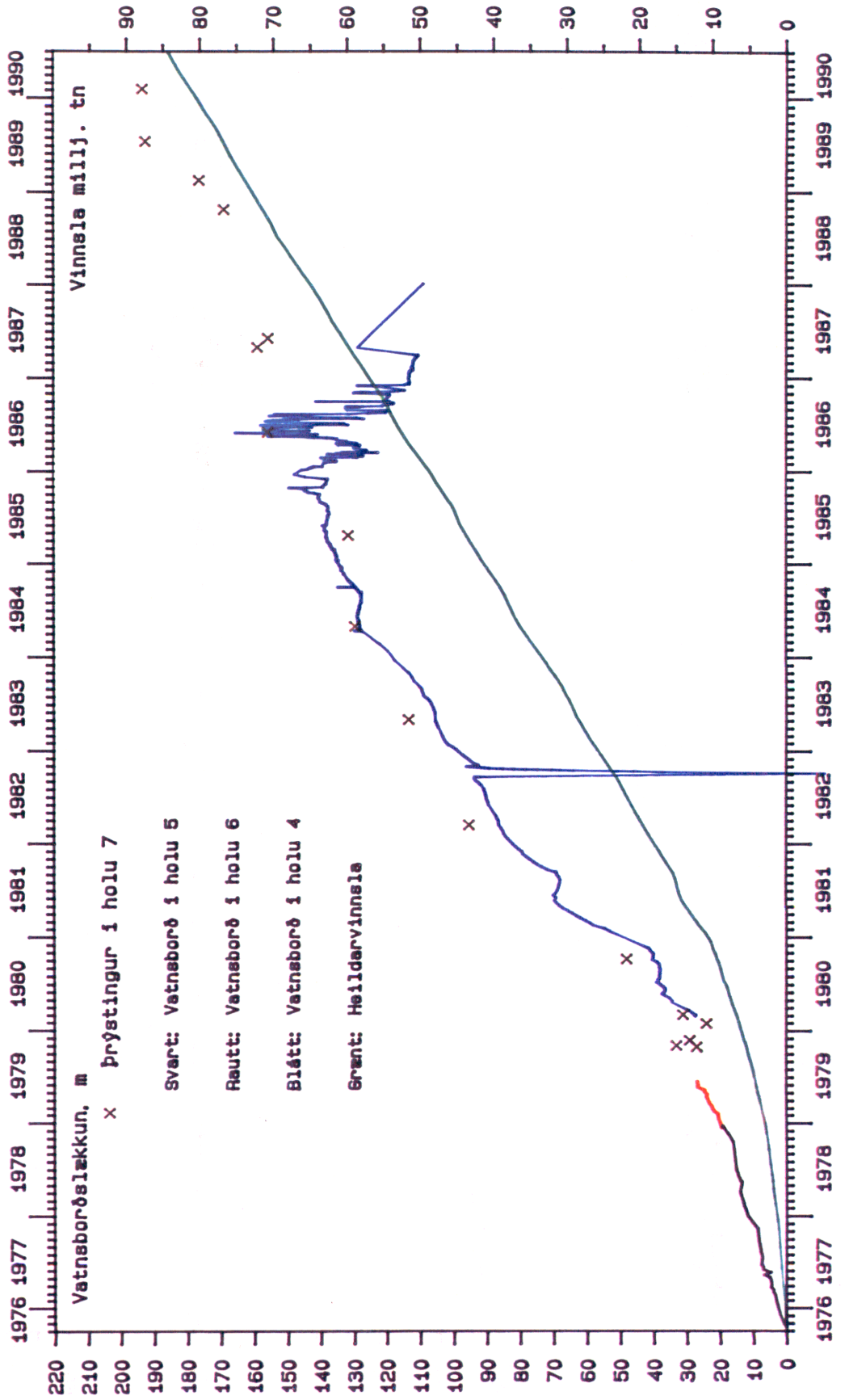
SVARTSENGI

Heildarvinnsla og niðurdæling



SVARTSENGI

Heildarvinnsla og vatnsborð 1976 - 1990



VIÐAUKI: Frumgögn

HITAVEITA SUBURNESJA, VINNSLUEFTIRLIT

90-07-07

Vinnslugögn fyrir holu SG-06

1

Dags.	Blenda stærð mm	Brýstingur		Holan lokuð	Blenda lokunart. klst	Opnunartími			Athugasemdir
		P-min bar	P-max bar			Framhjáhl. klst	Hljóðd. klst	Holutoppur klst	
89-07-03	105.0	10.40	11.30						
89-07-11	105.0	10.40	11.20						
89-07-17	105.0	10.30	11.20						
89-07-24	105.0	10.30	11.40						
89-07-31	105.0	10.20	11.20						
89-08-08	105.0	10.30	11.30						
89-08-16	105.0	10.20	11.30						
89-08-21	105.0	10.00	11.30						
89-08-23	105.0	10.00	11.30		109			109	
89-08-28	105.0	12.30	12.30		216			216	
89-09-06	105.0	12.30	12.30		120			120	
89-09-11	105.0	12.30	12.30		168			168	
89-09-18	105.0	12.30	12.30		72			72	
89-09-21	105.0	12.30	12.30		96	77		18	
89-09-25	105.0	11.50	12.50		96	96			
89-09-29	105.0	9.50	10.60		10	72			
89-10-02	105.0	9.50	10.60			216			
89-10-11	105.0	9.70	10.70			48			
89-10-13	105.0	10.10	11.20			11			
89-10-18	105.0	10.10	11.20						
89-10-23	105.0	10.10	11.20						
89-10-24	105.0	10.10	11.20		7			6	
89-10-30	105.0	10.20	11.30						
89-11-06	105.0	10.30	11.20						
89-11-14	105.0	9.90	11.10						
89-11-20	105.0	10.30	11.00						
89-11-28	105.0	10.20	11.20						
89-12-04	105.0	10.40	11.30						
89-12-11	105.0	10.40	11.20						
89-12-18	105.0	10.00	11.10						
89-12-26	105.0	10.10	11.10						
90-01-01	105.0	10.10	11.10		4	4			
90-01-02	105.0	10.10	11.10		16	13		2	
90-01-03	105.0	10.00	11.00						
90-01-10	105.0	10.10	11.10						
90-01-15	105.0	10.10	11.10						
90-01-22	105.0	10.00	11.00						
90-01-29	105.0	10.00	11.20						
90-02-05	105.0	10.10	11.10						
90-02-13	105.0	9.80	11.00						
90-02-19	105.0	9.90	11.00						
90-02-26	105.0	9.90	11.10						
90-03-05	105.0	10.10	10.90						
90-03-13	105.0	10.10	10.90						
90-03-19	105.0	10.00	10.90						
90-03-26	105.0	9.60	10.70						
90-04-02	105.0	9.70	10.80						
90-04-10	105.0	9.60	10.90						
90-04-17	105.0	9.60	10.80						
90-04-23	105.0	9.50	10.70						

HITAVEITA SUDURNESJA, VINNSLUEFTIRLIT

90-07-07

Vinnslugögn fyrir holu SG-06

2

Dags.	Blenda	Prýstingur		Holan	Blenda	Opnunartími			Athugasemdir
	stærð mm	P-min bar	P-max bar	lokuð	lokunart. klst	Framhjáhl. klst	Hljóðd. klst	Holutoppur klst	
90-04-30	105.0	9.40	10.50						
90-05-08	105.0	9.40	10.60						
90-05-16	105.0	9.40	10.50						
90-05-21	105.0	9.30	10.30						
90-05-29	105.0	9.20	10.10						
90-06-05	105.0	9.10	10.00						
90-06-11	105.0	9.00	10.00						
90-06-18	105.0	9.00	9.90						
90-06-26	105.0	9.00	9.90						

HITAVEITA SUDURNESJA, VINNSLUEFTIRLIT
 Vinnslugögn fyrir holu SG-07

90-07-07

1

Dags.	Blenda starð mm	Þrýstingur		Holan Lokuð	Blenda lokunart. klst	Opnunartími			Athugasemdir
		P-min bar	P-max bar			Framhjáhl. klst	Hljóðd. klst	Holutoppur klst	
89-07-03	110.0	15.10	16.10						
89-07-11	110.0	14.80	16.00						
89-07-17	110.0	14.70	15.80						
89-07-24	110.0	15.20	15.80						
89-07-31	110.0	14.80	16.00						
89-08-08	110.0	14.80	15.90						
89-08-16	110.0	14.80	15.80						
89-08-21	110.0	15.00	16.00						
89-08-28	110.0	15.00	16.30						
89-09-06	110.0	14.90	16.00						
89-09-11	110.0	14.90	16.00						
89-09-18	110.0	14.80	16.00						
89-09-25	110.0	15.00	15.90						
89-10-02	110.0	14.90	15.90						
89-10-11	110.0	14.90	16.00						
89-10-18	110.0	14.90	15.90						
89-10-23	110.0	14.70	15.90						
89-10-30	110.0	15.00	16.00						
89-11-06	110.0	14.60	16.00						
89-11-14	110.0	14.90	15.00						
89-11-20	110.0	14.80	15.80						
89-11-28	110.0	15.00	16.00						
89-12-04	110.0	14.80	16.00						
89-12-11	110.0	15.00	16.00						
89-12-18	110.0	14.80	16.00						
89-12-26	110.0	14.90	16.00						
90-01-03	110.0	14.70	15.80						
90-01-10	110.0	15.20	16.00						
90-01-15	110.0	15.00	15.90						
90-01-22	110.0	15.10	16.00						
90-01-29	110.0	14.80	16.20						
90-02-05	110.0	15.00	16.00						
90-02-13	110.0	15.00	16.00						
90-02-19	110.0	14.90	16.20						
90-02-26	110.0	15.10	16.00						
90-03-05	110.0	14.90	16.00						
90-03-13	110.0	15.00	16.00						
90-03-19	110.0	14.90	16.10						
90-03-26	110.0	14.90	16.00						
90-04-02	110.0	14.80	16.00						
90-04-10	110.0	15.00	16.10						
90-04-17	110.0	14.80	16.10						
90-04-23	110.0	14.80	16.20						
90-04-24	110.0	14.80	16.20		10		9		
90-04-30	110.0	15.00	16.00						
90-05-08	110.0	15.10	16.10						
90-05-16	110.0	14.90	16.20						
90-05-21	110.0	14.80	16.10						
90-05-29	110.0	15.00	16.00						
90-06-05	110.0	14.90	16.10						

HITAVEITA SUDURNESJA, VINNSLUEFTIRLIT
Vinnslugögn fyrir holu SG-07

90-07-07

2

Dags.	Blenda	Þrýstingur		Holan	Blenda	O p n u n a r t í m í			Athugasemdir
	stærð mm	P-min bar	P-max bar	Lokuð Lokunart.	klst	Framhjáhl. klst	Hljóðd. klst	Holutoppur klst	
90-06-11	110.0	15.50	16.50						
90-06-18	110.0	15.40	16.50						
90-06-26	110.0	15.40	16.50		40		40		STÓRA STOPPID

HITAVEITA SUDURNESJA, VINNSLUEFTIRLIT
 Vinnslugögn fyrir holu SG-08

90-07-07

1

Dags.	Blenda	Þrýstingur		Holan	Blenda	Opnunartími			Athugasemdir
	stærð mm	P-min bar	P-max bar	lokuð lokunart.	klst	Framhjáhl. klst	Hljóðd. klst	Holutoppur klst	
89-07-03	112.0	14.80	16.00						
89-07-11	112.0	14.70	15.80						
89-07-17	112.0	14.70	15.80						
89-07-24	112.0	14.60	15.80						
89-07-31	112.0	15.00	16.00						
89-08-08	112.0	14.80	15.90						
89-08-16	112.0	14.50	15.80						
89-08-21	112.0	14.50	15.80						
89-08-28	112.0	14.50	15.80						
89-09-06	112.0	14.50	15.80						
89-09-11	112.0	14.80	15.70						
89-09-18	112.0	14.80	16.00						
89-09-25	112.0	14.50	15.70						
89-10-02	112.0	14.50	15.70						
89-10-11	112.0	14.60	15.80						
89-10-18	112.0	14.50	15.50						
89-10-23	112.0	14.60	15.70						
89-10-30	112.0	14.50	15.70						
89-11-06	112.0	14.70	15.70						
89-11-14	112.0	14.20	15.60						
89-11-20	112.0	14.40	15.50						
89-11-28	112.0	14.60	15.60						
89-12-04	112.0	14.50	15.70						
89-12-11	112.0	14.70	15.70						
89-12-18	112.0	14.40	15.50						
89-12-26	112.0	14.50	15.50						
90-01-03	112.0	14.30	15.50						
90-01-10	112.0	14.50	15.50						
90-01-15	112.0	14.50	15.50						
90-01-22	112.0	14.20	15.50						
90-01-29	112.0	14.50	15.70						
90-02-05	112.0	14.50	15.70						
90-02-13	112.0	14.40	15.70						
90-02-19	112.0	14.30	15.60						
90-02-26	112.0	14.40	15.30						
90-03-05	112.0	14.50	15.40						
90-03-13	112.0	14.40	15.40						
90-03-19	112.0	14.40	15.40						
90-03-26	112.0	14.40	15.60						
90-04-02	112.0	14.50	15.60						
90-04-10	112.0	14.20	15.40						
90-04-17	112.0	14.30	15.40						
90-04-23	112.0	14.20	15.60						
90-04-30	112.0	14.20	15.30						
90-05-08	112.0	14.10	15.30						
90-05-16	112.0	14.00	15.20						
90-05-21	112.0	14.30	15.30						
90-05-29	112.0	14.00	15.20						
90-06-05	112.0	14.00	15.30						
90-06-11	112.0	14.50	16.00						

HITAVEITA SUDURNESJA, VINNSLUEFTIRLIT

90-07-07

Vinnslugögn fyrir holu SG-08

2

Dags.	Blenda	Þrýstingur		Holan	Blenda	Opnunartími			Athugasemdir
	stærð mm	P-min bar	P-max bar	lökub lökunart.	lökunart. klst	Framhjáhl. klst	Hljóðd. klst	Holutoppur klst	
90-06-18	112.0	14.80	15.90						
90-06-26	112.0	14.80	15.90		40		40		STÓRA STOPPID

HITAVEITA SUDURNESJA, VINNSLUEFTIRLIT
Vinnslugögn fyrir holu SG-09

90-07-07

1

Dags.	Blenda stærð mm	Þrýstingur		Holan lokuð	Blenda lokunart. klst	Opnunartími			Athugasemdir
		P-min bar	P-max bar			Framhjáhl. klst	Hljódd. klst	Holutoppur klst	
89-07-03	110.0	Ekki mælt			192			192	
89-07-11	110.0	15.50	15.50		144			144	
89-07-17	110.0	15.50	15.50		169			168	
89-07-24	110.0	15.50	15.50		168			168	
89-07-31	110.0	15.50	15.50		192			192	
89-08-08	110.0	15.50	15.50		192			182	
89-08-16	110.0	15.50	15.50		120			120	
89-08-21	110.0	15.50	15.50		48			48	
89-08-23	110.0	15.50	15.50		10	1		10	
89-08-28	110.0	15.20	16.20						
89-09-06	110.0	14.80	16.10						
89-09-11	110.0	15.20	16.00						
89-09-18	110.0	15.10	16.10						
89-09-25	110.0	14.90	15.90						
89-10-02	110.0	15.00	16.00						
89-10-11	110.0	15.00	15.80						
89-10-18	110.0	15.10	15.90						
89-10-23	110.0	14.80	15.90						
89-10-30	110.0	15.00	16.00						
89-11-06	110.0	14.50	15.70						
89-11-14	110.0	15.10	16.00						
89-11-20	110.0	14.80	15.80						
89-11-28	110.0	14.90	15.80						
89-12-04	110.0	14.90	16.00						
89-12-11	110.0	14.80	15.80						
89-12-18	110.0	14.90	15.90						
89-12-26	110.0	15.00	16.00						
90-01-03	110.0	14.90	15.80						
90-01-10	110.0	14.80	15.80						
90-01-15	110.0	14.90	15.70						
90-01-22	110.0	14.80	15.70						
90-01-29	110.0	15.00	16.00						
90-02-05	110.0	15.00	16.00						
90-02-13	110.0	14.90	16.00						
90-02-19	110.0	15.80	15.90						
90-02-26	110.0	14.80	15.80						
90-03-05	110.0	14.80	15.70						
90-03-13	110.0	14.80	15.80						
90-03-19	110.0	14.80	15.80						
90-03-26	110.0	14.70	16.00						
90-04-02	110.0	14.60	16.00						
90-04-10	110.0	14.80	16.00						
90-04-17	110.0	14.70	15.70						
90-04-23	110.0	14.90	15.80						
90-04-30	110.0	14.90	15.70						
90-05-08	110.0	14.80	15.80						
90-05-16	110.0	14.60	15.80						
90-05-21	110.0	14.50	16.00						
90-05-29	110.0	14.70	15.80						
90-06-05	110.0	14.90	15.70						

HITAVEITA SUÐURNESJA, VINNSLUEFTIRLIT

90-07-07

Vinnslugögn fyrir holu SG-09

2

Dags.	Blenda	brýstingur		Holan	Blenda	O p n u n a r t í m i			
	stærð mm	P-min bar	P-max bar	lokuð	lokunart. klst	Framhjähl. klst	Hljóðd. klst	Holutoppur klst	Athugasemdir
90-06-11	110.0	15.30	16.40						
90-06-18	110.0	15.20	16.20						
90-06-26	110.0	15.20	16.20		135		135		STÓRA STOPOID

HITAVEITA SUÐURNESJA, VINNSLUEFTIRLIT
Vinnslugögn fyrir holu SG-10

90-07-07

1

Dags.	Blenda stærð mm	Þrýstingur		Holan lokuð	Blenda lokunart. klst	Opnunartími			Athugasemdir
		P-min bar	P-max bar			Framhjáhl. klst	Hljóðd. klst	Holutoppur klst	
89-07-03	45.5	26.10	26.10		72	72			
89-07-06	45.5	Ekki mælt			103	17			HOLUNNI LOKAD
89-07-11	45.5	26.90	26.90		144				
89-07-17	45.5	26.90	26.90		168				
89-07-24	45.5	27.00	27.00		168				
89-07-31	45.5	27.00	27.00		192				
89-08-08	45.5	27.20	27.20		192				
89-08-16	45.5	27.50	27.50		120				
89-08-21	45.5	27.50	27.50		168				
89-08-28	45.5	27.50	27.50		216				
89-09-06	45.5	27.50	27.50		120				
89-09-11	45.5	27.50	27.50		168				
89-09-18	45.5	27.90	27.90		96			1	
89-09-22	45.5	27.60	27.60		72	61			
89-09-25	45.5	27.40	27.40		96	81			
89-10-02	45.5	27.60	27.60		192				
89-10-11	45.5	27.60	27.60		24				
89-10-12	45.5	27.60	27.60		11			2	
89-10-18	45.5	27.50	27.50						
89-10-23	45.5	27.50	27.50						
89-10-24	45.5	27.50	27.50		5				
89-10-30	45.5	27.20	27.50						
89-11-06	45.5	27.30	27.30						
89-11-14	45.5	27.20	27.20						
89-11-20	45.5	27.10	27.10						
89-11-28	45.5	27.30	27.30						
89-12-04	45.5	27.30	27.30						
89-12-11	45.5	27.20	27.20						
89-12-18	45.5	27.30	27.30						
89-12-26	45.5	27.50	27.50						
90-01-01	45.5	27.50	27.50		4				
90-01-02	45.5	27.50	27.50		16				
90-01-03	45.5	27.40	27.40						
90-01-10	45.5	27.40	27.40						
90-01-15	45.5	27.40	27.40						
90-01-22	45.5	27.50	27.50						
90-01-29	45.5	27.50	27.50						
90-02-05	45.5	27.50	27.50						
90-02-13	45.5	27.50	27.50						
90-02-19	45.5	27.50	27.50						
90-02-26	45.5	27.50	27.50						
90-03-05	45.5	27.60	27.60						
90-03-13	45.5	27.60	27.60						
90-03-19	45.5	27.70	27.70						
90-03-26	45.5	27.60	27.60						
90-04-02	45.5	27.50	27.50						
90-04-10	45.5	27.60	27.60						
90-04-17	45.5	27.60	27.60						
90-04-23	45.5	27.50	27.50						
90-04-30	45.5	27.60	27.60						

HITAVEITA SUDURNESJA, VINNSLUEFTIRLIT
Vinnslugögn fyrir holu SG-10

90-07-07

2

Dags.	Blenda	Þrýstingur		Holan	Blenda	Opnunartími				Athugasemdir
	stærð mm	P-min bar	P-max bar	lokuð	lokunart. klst	Framhjáhl. klst	Hljóðd. klst	Holutoppur klst		
90-05-08	45.5	27.60	27.60							
90-05-16	45.5	27.50	27.50							
90-05-21	45.5	27.50	27.50							
90-05-30	45.5	27.70	27.70							
90-06-05	45.5	27.70	27.70							
90-06-11	45.5	28.00	28.00							
90-06-18	45.5	28.00	28.00							
90-06-26	45.5	28.00	28.00							

HITAVEITA SUÐURNESJA, VINNSLUEFTIRLIT
Vinnslugögn fyrir holu SG-11

90-07-07

1

Dags.	Blenda	brýstingur		Holan lokuð	Blenda	O p n u n a r t í m i			
	stærð mm	P-min bar	P-max bar		lokunart. klst	Framhjähl. klst	Hljóðd. klst	Holutoppur klst	Athugasemdir
89-07-03	98.0	14.90	15.80						
89-07-11	98.0	15.20	16.00						
89-07-17	98.0	15.10	15.90						
89-07-24	98.0	15.20	16.00						
89-07-31	98.0	15.00	16.00						
89-08-08	98.0	15.00	16.00						
89-08-16	98.0	15.00	16.00						
89-08-21	98.0	15.00	16.00						
89-08-28	98.0	15.00	16.20						
89-09-06	98.0	15.00	16.00						
89-09-11	98.0	14.80	16.00						
89-09-18	98.0	14.90	16.00						
89-09-25	98.0	14.90	15.90						
89-10-02	98.0	14.90	16.00						
89-10-11	98.0	15.10	16.10						
89-10-18	98.0	15.00	15.90						
89-10-23	98.0	15.10	16.00						
89-10-30	98.0	15.00	16.00						
89-11-06	98.0	15.30	16.10						
89-11-14	98.0	15.30	16.10						
89-11-20	98.0	15.00	16.00						
89-11-28	98.0	15.30	16.00						
89-12-04	98.0	15.30	16.10						
89-12-11	98.0	15.20	16.00						
89-12-18	98.0	15.10	16.00						
89-12-26	98.0	15.40	16.30						
90-01-03	98.0	15.10	16.00						
90-01-10	98.0	15.20	16.20						
90-01-15	98.0	15.40	16.40						
90-01-22	98.0	15.20	16.30						
90-01-29	98.0	15.30	16.30						
90-02-05	98.0	15.40	16.40						
90-02-13	98.0	15.20	16.40						
90-02-19	98.0	15.20	16.50						
90-02-26	98.0	15.50	16.40						
90-03-05	98.0	15.60	16.40						
90-03-13	98.0	15.30	16.30						
90-03-19	98.0	15.60	16.50						
90-03-26	98.0	15.40	16.60						
90-04-02	98.0	15.50	16.50						
90-04-10	98.0	15.70	16.50						
90-04-17	98.0	15.70	16.40						
90-04-23	98.0	15.50	16.40						
90-04-30	98.0	15.30	16.20						
90-05-08	98.0	15.40	16.40						
90-05-16	98.0	15.40	16.50						
90-05-21	98.0	15.30	16.50						
90-05-29	98.0	15.70	16.60						
90-06-05	98.0	15.50	16.50						
90-06-10	98.0	16.00	16.00		2		2		HOLAN HVILD

HITAVEITA SUDURNESJA, VINNSLUEFTIRLIT
Vinnslugögn fyrir holu SG-11

90-07-07

2

Dags.	Blenda	Þrýstingur		Holan	Blenda	Opnunartími		Athugasemdir
	stærð mm	P-min bar	P-max bar	lokuð	lokunart. klst	Framhjähl. klst	Hljóðd. Holutoppur klst	
90-06-11	98.0	16.00	16.00		168		168	
90-06-18	98.0	16.00	16.00		192		192	
90-06-26	98.0	16.00	16.00		144		144	

HITAVEITA SÜÐURNESJA, VINNSLUEFTIRLIT
 Vinnslugögn fyrir holu SG-12

90-07-07

1

Dags.	Blenda	Þrýstingur		Holan	Blenda	Ó p n u n a r t f m i			Athugasemdir
	stærð mm	P-min bar	P-max bar	lokuð	lokunart. klst	Framhjahl. klst	Hljóðd. klst	Holutoppur klst	
89-07-03	120.0	9.70	10.60			192			
89-07-11	120.0	9.80	10.60			144			
89-07-17	120.0	9.60	10.40			168			
89-07-24	120.0	9.50	10.70			168			
89-08-08	120.0	9.50	10.60			192			
89-08-16	120.0	9.50	10.70			120			
89-08-21	120.0	9.50	11.00			48			
89-08-23	120.0	9.50	9.50		109	11	109		
89-08-28	120.0	10.10	10.10		216		216		
89-09-06	120.0	10.10	10.10		120		120		
89-09-11	120.0	10.10	10.10		168		168		
89-09-18	120.0	10.10	10.10		72		72		
89-09-21	120.0	11.00	11.00		120	120			
89-09-26	120.0	Ekki mælt			72	72			
89-09-29	120.0	11.00	11.00		62	72			
89-10-02	120.0	9.80	10.70			216			
89-10-11	120.0	9.70	10.60			168			
89-10-18	120.0	9.90	10.70			96			
89-10-22	120.0	11.00	11.00		12	24			
89-10-23	120.0	10.50	10.50		24	12	12		
89-10-24	120.0	10.50	10.50		18		18		
89-10-25	120.0	9.90	10.70			110			
89-10-30	120.0	9.80	10.70			168			
89-11-06	120.0	10.00	10.70			192			
89-11-14	120.0	10.00	10.00			144			
89-11-20	120.0	9.80	11.00			192			
89-11-28	120.0	10.00	10.50			144			
89-12-04	120.0	10.20	11.00			168			
89-12-11	120.0	10.00	10.90			168			
89-12-18	120.0	10.00	11.00			192			
89-12-26	120.0	10.20	11.00			192			
90-01-03	120.0	10.00	11.00			168			
90-01-10	120.0	10.50	11.00			120			
90-01-15	120.0	9.80	10.80			168			
90-01-22	120.0	10.00	11.00			168			
90-01-29	120.0	10.00	11.10			168			
90-02-05	120.0	10.00	10.90			192			
90-02-13	120.0	10.10	11.00			72			
90-02-16	120.0	11.00	11.00		4	68	4		DISKUR FÖR
90-02-19	120.0	10.30	11.20			48			
90-02-21	120.0	11.00	11.00		8	111	8		DISKUR FÖR
90-02-26	120.0	11.00	11.00		1	14	1		DISKUR FÖR
90-03-05	120.0	10.60	11.00						
90-03-13	120.0	10.40	10.90						
90-03-19	120.0	10.50	11.00						
90-03-26	120.0	10.40	11.10						
90-04-02	120.0	10.50	11.10						
90-04-10	120.0	10.60	11.00						
90-04-17	120.0	10.40	11.00						
90-04-23	120.0	10.40	11.00						

HITAVEITA SUDURNESJA, VINNSLUEFTIRLIT
Vinnslugögn fyrir holu SG-12

90-07-07

2

Dags.	Blenda	Þrýstingur		Holan	Blenda	O p n u n a r t í m i			Athugasemdir
	starð mm	P-min bar	P-max bar	lokuð	lokunart. klst	Framhjáhl. klst	Hljóðd. klst	Holutoppur klst	
90-04-30	120.0	10.50	11.00						
90-05-08	120.0	10.40	11.00						
90-05-16	120.0	10.50	10.90						
90-05-21	120.0	10.30	10.80						
90-05-29	120.0	10.30	10.90						
90-06-05	120.0	10.40	10.90						
90-06-11	120.0	10.80	11.50						
90-06-18	120.0	10.80	11.40						
90-06-26	120.0	10.80	11.40						

HITAVEITA SUDURNESJA, VINNSLUEFTIRLIT
 Vinnslugögn fyrir holu SG-06

90-07-07

1

Dags	Tími milli	Meðal-	Meðalstreymi			Heildar-	Athugasemdir
	málinga	þrýstingur	Blenda	Annað	Heildar	vinnsla	
	dagar	bar	kg/s	kg/s	kg/s	milljón tonn	
89-07-03	8	10.85	39.22	.00	39.22	9.87	
89-07-11	6	10.80	39.04	.00	39.04	9.89	
89-07-17	7	10.75	38.85	.00	38.85	9.91	
89-07-24	7	10.85	39.22	.00	39.22	9.94	
89-07-31	8	10.70	38.66	.00	38.66	9.96	
89-08-08	8	10.80	39.04	.00	39.04	9.99	
89-08-16	5	10.75	38.85	.00	38.85	10.01	
89-08-21	2	10.65	38.48	.00	38.48	10.03	
89-08-23	5	10.65	3.53	5.45	8.98	10.04	
89-08-28	9	12.30	.00	6.00	6.00	10.04	
89-09-06	5	12.30	.00	6.00	6.00	10.05	
89-09-11	7	12.30	.00	6.00	6.00	10.05	
89-09-18	3	12.30	.00	6.00	6.00	10.05	
89-09-21	4	12.30	.00	5.94	5.94	10.05	
89-09-25	4	12.00	.00	6.00	6.00	10.06	
89-09-29	3	10.05	31.22	6.00	37.22	10.06	
89-10-02	9	10.05	36.25	6.00	42.25	10.07	
89-10-11	2	10.20	36.81	6.00	42.81	10.10	
89-10-13	5	10.65	38.48	.55	39.03	10.11	
89-10-18	5	10.65	38.48	.00	38.48	10.12	
89-10-23	1	10.65	38.48	.00	38.48	10.14	
89-10-24	6	10.65	36.61	.25	36.86	10.14	
89-10-30	7	10.75	38.85	.00	38.85	10.16	
89-11-06	8	10.75	38.85	.00	38.85	10.19	
89-11-14	6	10.50	37.92	.00	37.92	10.21	
89-11-20	8	10.65	38.48	.00	38.48	10.23	
89-11-28	6	10.70	38.66	.00	38.66	10.26	
89-12-04	7	10.85	39.22	.00	39.22	10.28	
89-12-11	7	10.80	39.04	.00	39.04	10.30	
89-12-18	8	10.55	38.10	.00	38.10	10.33	
89-12-26	6	10.60	38.29	.00	38.29	10.35	
90-01-01	1	10.60	31.91	1.00	32.91	10.37	
90-01-02	1	10.60	12.76	3.75	16.51	10.38	
90-01-03	7	10.50	37.92	.00	37.92	10.38	
90-01-10	5	10.60	38.29	.00	38.29	10.40	
90-01-15	7	10.60	38.29	.00	38.29	10.42	
90-01-22	7	10.50	37.92	.00	37.92	10.44	
90-01-29	7	10.60	38.29	.00	38.29	10.46	
90-02-05	8	10.60	38.29	.00	38.29	10.49	
90-02-13	6	10.40	37.55	.00	37.55	10.51	
90-02-19	7	10.45	37.73	.00	37.73	10.53	
90-02-26	7	10.50	37.92	.00	37.92	10.56	
90-03-05	8	10.50	37.92	.00	37.92	10.58	
90-03-13	6	10.50	37.92	.00	37.92	10.60	
90-03-19	7	10.45	37.73	.00	37.73	10.62	
90-03-26	7	10.15	36.62	.00	36.62	10.65	
90-04-02	8	10.25	36.99	.00	36.99	10.67	
90-04-10	7	10.25	36.99	.00	36.99	10.70	
90-04-17	6	10.20	36.81	.00	36.81	10.72	
90-04-23	7	10.10	36.44	.00	36.44	10.74	

HITAVEITA SUDURNESJA, VINNSLUEFTIRLIT
Vinnslugögn fyrir holu SG-06

90-07-07

2

Dags	Tími milli malinga dagar	Meðal- þrýstingur bar	Meðalsþreymi			Heildar- vinnsla milljón tonn	Athugasemdir
			Blenda kg/s	Annað kg/s	Heildar kg/s		
90-04-30	8	9.95	35.88	.00	35.88	10.76	
90-05-08	8	10.00	36.07	.00	36.07	10.78	
90-05-16	5	9.95	35.88	.00	35.88	10.81	
90-05-21	8	9.80	35.33	.00	35.33	10.82	
90-05-29	7	9.65	34.78	.00	34.78	10.85	
90-06-05	6	9.55	34.41	.00	34.41	10.87	
90-06-11	7	9.50	34.23	.00	34.23	10.89	
90-06-18	8	9.45	34.04	.00	34.04	10.91	
90-06-26	6	9.45	34.04	.00	34.04	10.93	

HITAVEITA SUÐURNESJA, VINNSLUEFTIRLIT
Vinnslugögn fyrir holu SG-07

90-07-07

1

Dags	Tími milli	Meðal-	Meðalstreymi			Heildar-	Athugasemdir
	mælinga	þrýstingur	Blenda	Annað	Heildar	vinnsla	
	dagar	bar	kg/s	kg/s	kg/s	milljón tonn	
89-07-03	8	15.60	61.80	.00	61.80	13.06	
89-07-11	6	15.40	60.97	.00	60.97	13.11	
89-07-17	7	15.25	60.35	.00	60.35	13.14	
89-07-24	7	15.50	61.39	.00	61.39	13.18	
89-07-31	8	15.40	60.97	.00	60.97	13.21	
89-08-08	8	15.35	60.76	.00	60.76	13.25	
89-08-16	5	15.30	60.55	.00	60.55	13.30	
89-08-21	7	15.50	61.39	.00	61.39	13.32	
89-08-28	9	15.65	62.01	.00	62.01	13.36	
89-09-06	5	15.45	61.18	.00	61.18	13.41	
89-09-11	7	15.45	61.18	.00	61.18	13.43	
89-09-18	7	15.40	60.97	.00	60.97	13.47	
89-09-25	7	15.45	61.18	.00	61.18	13.51	
89-10-02	9	15.40	60.97	.00	60.97	13.55	
89-10-11	7	15.45	61.18	.00	61.18	13.59	
89-10-18	5	15.40	60.97	.00	60.97	13.63	
89-10-23	7	15.30	60.55	.00	60.55	13.66	
89-10-30	7	15.50	61.39	.00	61.39	13.69	
89-11-06	8	15.30	60.55	.00	60.55	13.73	
89-11-14	6	14.95	59.10	.00	59.10	13.77	
89-11-20	8	15.30	60.55	.00	60.55	13.80	
89-11-28	6	15.50	61.39	.00	61.39	13.84	
89-12-04	7	15.40	60.97	.00	60.97	13.88	
89-12-11	7	15.50	61.39	.00	61.39	13.91	
89-12-18	8	15.40	60.97	.00	60.97	13.95	
89-12-26	8	15.45	61.18	.00	61.18	13.99	
90-01-03	7	15.25	60.35	.00	60.35	14.03	
90-01-10	5	15.60	61.80	.00	61.80	14.07	
90-01-15	7	15.45	61.18	.00	61.18	14.10	
90-01-22	7	15.55	61.60	.00	61.60	14.13	
90-01-29	7	15.50	61.39	.00	61.39	14.17	
90-02-05	8	15.50	61.39	.00	61.39	14.21	
90-02-13	6	15.50	61.39	.00	61.39	14.25	
90-02-19	7	15.55	61.60	.00	61.60	14.28	
90-02-26	7	15.55	61.60	.00	61.60	14.32	
90-03-05	8	15.45	61.18	.00	61.18	14.36	
90-03-13	6	15.50	61.39	.00	61.39	14.40	
90-03-19	7	15.50	61.39	.00	61.39	14.43	
90-03-26	7	15.45	61.18	.00	61.18	14.47	
90-04-02	8	15.40	60.97	.00	60.97	14.51	
90-04-10	7	15.55	61.60	.00	61.60	14.55	
90-04-17	6	15.45	61.18	.00	61.18	14.59	
90-04-23	1	15.50	61.39	.00	61.39	14.62	
90-04-24	6	15.50	57.12	.38	57.50	14.62	
90-04-30	8	15.50	61.39	.00	61.39	14.65	
90-05-08	8	15.60	61.80	.00	61.80	14.69	
90-05-16	5	15.55	61.60	.00	61.60	14.74	
90-05-21	8	15.45	61.18	.00	61.18	14.76	
90-05-29	7	15.50	61.39	.00	61.39	14.81	
90-06-05	6	15.50	61.39	.00	61.39	14.84	

HITAVEITA SUDURNESJA, VINNSLUEFTIRLIT
Vinnslugögn fyrir hólú SG-07

90-07-07

2

Dags	Tími milli mælinga dagar	Meðal- þrýstingur bar	M e ð a l s t r e y m i			Heildar- vinnsla milljón tonn	Athugasemdir
			Blenda kg/s	Annað kg/s	Heildar kg/s		
90-06-11	7	16.00	63.48	.00	63.48	14.88	
90-06-18	8	15.95	63.27	.00	63.27	14.91	
90-06-26	6	15.95	45.69	1.67	47.36	14.96	STÓRA STOPPID

HITAVEITA SUDURNESJA, VINNSLUEFTIRLIT
 Vinnslugögn fyrir holu SG-08

90-07-07

1

Dags	Tími milli	Meðal-	M e ð a l s t r e y m i			Heildar-	Athugasemdir
	mælinga	þrýstingur	Blenda	Annað	Heildar	vinnsla	
	dagur	bar	kg/s	kg/s	kg/s	milljón tonn	
89-07-03	8	15.40	63.21	.00	63.21	14.01	
89-07-11	6	15.25	62.56	.00	62.56	14.06	
89-07-17	7	15.25	62.56	.00	62.56	14.09	
89-07-24	7	15.20	62.35	.00	62.35	14.13	
89-07-31	8	15.50	63.64	.00	63.64	14.17	
89-08-08	8	15.35	62.99	.00	62.99	14.21	
89-08-16	5	15.15	62.13	.00	62.13	14.25	
89-08-21	7	15.15	62.13	.00	62.13	14.28	
89-08-28	9	15.15	62.13	.00	62.13	14.32	
89-09-06	5	15.15	62.13	.00	62.13	14.37	
89-09-11	7	15.25	62.56	.00	62.56	14.39	
89-09-18	7	15.40	63.21	.00	63.21	14.43	
89-09-25	7	15.10	61.91	.00	61.91	14.47	
89-10-02	9	15.10	61.91	.00	61.91	14.51	
89-10-11	7	15.20	62.35	.00	62.35	14.55	
89-10-18	5	15.00	61.48	.00	61.48	14.59	
89-10-23	7	15.15	62.13	.00	62.13	14.62	
89-10-30	7	15.10	61.91	.00	61.91	14.66	
89-11-06	8	15.20	62.35	.00	62.35	14.69	
89-11-14	6	14.90	61.05	.00	61.05	14.74	
89-11-20	8	14.95	61.27	.00	61.27	14.77	
89-11-28	6	15.10	61.91	.00	61.91	14.81	
89-12-04	7	15.10	61.91	.00	61.91	14.84	
89-12-11	7	15.20	62.35	.00	62.35	14.88	
89-12-18	8	14.95	61.27	.00	61.27	14.92	
89-12-26	8	15.00	61.48	.00	61.48	14.96	
90-01-03	7	14.90	61.05	.00	61.05	15.00	
90-01-10	5	15.00	61.48	.00	61.48	15.04	
90-01-15	7	15.00	61.48	.00	61.48	15.07	
90-01-22	7	14.85	60.84	.00	60.84	15.10	
90-01-29	7	15.10	61.91	.00	61.91	15.14	
90-02-05	8	15.10	61.91	.00	61.91	15.18	
90-02-13	6	15.05	61.70	.00	61.70	15.22	
90-02-19	7	14.95	61.27	.00	61.27	15.25	
90-02-26	7	14.85	60.84	.00	60.84	15.29	
90-03-05	8	14.95	61.27	.00	61.27	15.33	
90-03-13	6	14.90	61.05	.00	61.05	15.37	
90-03-19	7	14.90	61.05	.00	61.05	15.40	
90-03-26	7	15.00	61.48	.00	61.48	15.44	
90-04-02	8	15.05	61.70	.00	61.70	15.47	
90-04-10	7	14.80	60.62	.00	60.62	15.52	
90-04-17	6	14.85	60.84	.00	60.84	15.55	
90-04-23	7	14.90	61.05	.00	61.05	15.59	
90-04-30	8	14.75	60.41	.00	60.41	15.62	
90-05-08	8	14.70	60.19	.00	60.19	15.66	
90-05-16	5	14.60	59.76	.00	59.76	15.71	
90-05-21	8	14.80	60.62	.00	60.62	15.73	
90-05-29	7	14.60	59.76	.00	59.76	15.77	
90-06-05	6	14.65	59.98	.00	59.98	15.81	
90-06-11	7	15.25	62.56	.00	62.56	15.84	

HITAVEITA SUDURNESJA, VINNSLUEFTIRLIT
Vinnslugögn fyrir holu SG-08

90-07-07

2

Dags	Tími milli mælinga dagar	Meðal- þrýstingur bar	Meðalstreymi			Heildar- vinnsla milljón tonn	Athugasemdir
			Blenda kg/s	Annað kg/s	Heildar kg/s		
90-06-18	8	15.35	62.99	.00	62.99	15.88	
90-06-26	6	15.35	45.49	1.67	47.16	15.92	STÓRA STOPPID

HITAVEITA SUDURNESJA, VINNSLUEFTIRLIT
Vinnslugögn fyrir holu SG-09

90-07-07

1

Dags	Tími milli mælinga dagar	Meðal- þrýstingur bar	Meðalsþreymi			Heildar- vinnsla milljón tonn	Athugasemdir
			Blenda kg/s	Annað kg/s	Heildar kg/s		
89-07-03	8	15.60	.00	6.00	6.00	13.90	
89-07-11	6	15.50	.00	6.00	6.00	13.90	
89-07-17	7	15.50	-.37	6.00	5.63	13.90	
89-07-24	7	15.50	.00	6.00	6.00	13.91	
89-07-31	8	15.50	.00	6.00	6.00	13.91	
89-08-08	8	15.50	.00	5.69	5.69	13.91	
89-08-16	5	15.50	.00	6.00	6.00	13.92	
89-08-21	2	15.50	.00	6.00	6.00	13.92	
89-08-23	5	15.50	56.27	.55	56.82	13.92	
89-08-28	9	15.70	62.22	.00	62.22	13.95	
89-09-06	5	15.45	61.18	.00	61.18	13.99	
89-09-11	7	15.60	61.80	.00	61.80	14.02	
89-09-18	7	15.60	61.80	.00	61.80	14.06	
89-09-25	7	15.40	60.97	.00	60.97	14.10	
89-10-02	9	15.50	61.39	.00	61.39	14.13	
89-10-11	7	15.40	60.97	.00	60.97	14.18	
89-10-18	5	15.50	61.39	.00	61.39	14.22	
89-10-23	7	15.35	60.76	.00	60.76	14.24	
89-10-30	7	15.50	61.39	.00	61.39	14.28	
89-11-06	8	15.10	59.72	.00	59.72	14.32	
89-11-14	6	15.55	61.60	.00	61.60	14.36	
89-11-20	8	15.30	60.55	.00	60.55	14.39	
89-11-28	6	15.35	60.76	.00	60.76	14.43	
89-12-04	7	15.45	61.18	.00	61.18	14.46	
89-12-11	7	15.30	60.55	.00	60.55	14.50	
89-12-18	8	15.40	60.97	.00	60.97	14.54	
89-12-26	8	15.50	61.39	.00	61.39	14.58	
90-01-03	7	15.35	60.76	.00	60.76	14.62	
90-01-10	5	15.30	60.55	.00	60.55	14.66	
90-01-15	7	15.30	60.55	.00	60.55	14.69	
90-01-22	7	15.25	60.35	.00	60.35	14.72	
90-01-29	7	15.50	61.39	.00	61.39	14.76	
90-02-05	8	15.50	61.39	.00	61.39	14.80	
90-02-13	6	15.45	61.18	.00	61.18	14.84	
90-02-19	7	15.85	62.85	.00	62.85	14.87	
90-02-26	7	15.30	60.55	.00	60.55	14.91	
90-03-05	8	15.25	60.35	.00	60.35	14.94	
90-03-13	6	15.30	60.55	.00	60.55	14.99	
90-03-19	7	15.30	60.55	.00	60.55	15.02	
90-03-26	7	15.35	60.76	.00	60.76	15.05	
90-04-02	8	15.30	60.55	.00	60.55	15.09	
90-04-10	7	15.40	60.97	.00	60.97	15.13	
90-04-17	6	15.20	60.14	.00	60.14	15.17	
90-04-23	7	15.35	60.76	.00	60.76	15.20	
90-04-30	8	15.30	60.55	.00	60.55	15.24	
90-05-08	8	15.30	60.55	.00	60.55	15.28	
90-05-16	5	15.20	60.14	.00	60.14	15.32	
90-05-21	8	15.25	60.35	.00	60.35	15.35	
90-05-29	7	15.25	60.35	.00	60.35	15.39	
90-06-05	6	15.30	60.55	.00	60.55	15.43	

HITAVEITA SUDURNESJA, VINNSLUEFTIRLIT
Vinnslugögn fyrir holu SG-09

90-07-07

2

Dags	Tími milli	Meðal-	M e ð a l s t r e y m i			Heildar-	Athugasemdir
	málinga	prýstingur	Blenda	Annað	Heildar	vinnsla	
	dagar	bar	kg/s	kg/s	kg/s	milljón tonn	
90-06-11	7	15.85	62.85	.00	62.85	15.46	
90-06-18	8	15.70	62.22	.00	62.22	15.49	
90-06-26		15.70				15.54	STORA STOPOID

HITAVEITA SÚÐURNESJA, VINNSLUEFTIRLIT
Vinnslugögn fyrir holu SG-10

90-07-07

1

Dags	Tími milli mælinga dagar	Meðal- þrýstingur bar	Meðalsþreymi			Heildar- vinnsla milljón tonn	Athugasemdir
			Blenda kg/s	Annað kg/s	Heildar kg/s		
89-07-03	3	26.10	.00	6.00	6.00	2.85	
89-07-06	5	26.10	.91	.85	1.76	2.85	HOLUNNI LOKAD
89-07-11	6	26.90	.00	.00	.00	2.85	
89-07-17	7	26.90	.00	.00	.00	2.85	
89-07-24	7	27.00	.00	.00	.00	2.85	
89-07-31	8	27.00	.00	.00	.00	2.85	
89-08-08	8	27.20	.00	.00	.00	2.85	
89-08-16	5	27.50	.00	.00	.00	2.85	
89-08-21	7	27.50	.00	.00	.00	2.85	
89-08-28	9	27.50	.00	.00	.00	2.85	
89-09-06	5	27.50	.00	.00	.00	2.85	
89-09-11	7	27.50	.00	.00	.00	2.85	
89-09-18	4	27.90	.00	.06	.06	2.85	
89-09-22	3	27.60	.00	5.08	5.08	2.85	
89-09-25	7	27.40	2.88	2.89	5.78	2.85	
89-10-02	9	27.60	.75	.00	.75	2.86	
89-10-11	1	27.60	.00	.00	.00	2.86	
89-10-12	6	27.60	6.26	.08	6.34	2.86	
89-10-18	5	27.50	6.75	.00	6.75	2.86	
89-10-23	1	27.50	6.75	.00	6.75	2.86	
89-10-24	6	27.50	6.52	.00	6.52	2.86	
89-10-30	7	27.35	6.71	.00	6.71	2.87	
89-11-06	8	27.30	6.70	.00	6.70	2.87	
89-11-14	6	27.20	6.68	.00	6.68	2.88	
89-11-20	8	27.10	6.66	.00	6.66	2.88	
89-11-28	6	27.30	6.70	.00	6.70	2.88	
89-12-04	7	27.30	6.70	.00	6.70	2.89	
89-12-11	7	27.20	6.68	.00	6.68	2.89	
89-12-18	8	27.30	6.70	.00	6.70	2.90	
89-12-26	6	27.50	6.75	.00	6.75	2.90	
90-01-01	1	27.50	5.63	.00	5.63	2.90	
90-01-02	1	27.50	2.25	.00	2.25	2.90	
90-01-03	7	27.40	6.73	.00	6.73	2.90	
90-01-10	5	27.40	6.73	.00	6.73	2.91	
90-01-15	7	27.40	6.73	.00	6.73	2.91	
90-01-22	7	27.50	6.75	.00	6.75	2.92	
90-01-29	7	27.50	6.75	.00	6.75	2.92	
90-02-05	8	27.50	6.75	.00	6.75	2.92	
90-02-13	6	27.50	6.75	.00	6.75	2.93	
90-02-19	7	27.50	6.75	.00	6.75	2.93	
90-02-26	7	27.50	6.75	.00	6.75	2.94	
90-03-05	8	27.60	6.77	.00	6.77	2.94	
90-03-13	6	27.60	6.77	.00	6.77	2.94	
90-03-19	7	27.70	6.80	.00	6.80	2.95	
90-03-26	7	27.60	6.77	.00	6.77	2.95	
90-04-02	8	27.50	6.75	.00	6.75	2.96	
90-04-10	7	27.60	6.77	.00	6.77	2.96	
90-04-17	6	27.60	6.77	.00	6.77	2.97	
90-04-23	7	27.50	6.75	.00	6.75	2.97	
90-04-30	8	27.60	6.77	.00	6.77	2.97	

HITAVEITA SUDURNESJA, VINNSLUEFTIRLIT
Vinnslugögn fyrir holu SG-10

90-07-07

2

Dags	Tími milli	Meðal-	M e ð a l s t r e y m i			Heildar-	Athugasemdir
	málinga	þrýstingur	Blenda	Annað	Heildar	vinnsla	
	dagar	bar	kg/s	kg/s	kg/s	milljón tonn	
90-05-08	8	27.60	6.77	.00	6.77	2.98	
90-05-16	5	27.50	6.75	.00	6.75	2.98	
90-05-21	9	27.50	6.75	.00	6.75	2.99	
90-05-30	6	27.70	6.80	.00	6.80	2.99	
90-06-05	6	27.70	6.80	.00	6.80	2.99	
90-06-11	7	28.00	6.87	.00	6.87	3.00	
90-06-18	8	28.00	6.87	.00	6.87	3.00	
90-06-26	6	28.00	6.87	.00	6.87	3.01	

HITAVEITA SUDURNESJA, VINNSLUEFTIRLIT
Vinnslugögn fyrir holu SG-11

90-07-07

1

Dags	Tími milli	Meðal-	Meðalstreymi			Heildar-	Athugasemdir
	mælinga	þrýstingur	Blenda	Annað	Heildar	vinnsla	
	dagur	bar	kg/s	kg/s	kg/s	milljón tonn	
89-07-03	8	15.35	48.23	.00	48.23	13.80	
89-07-11	6	15.60	49.06	.00	49.06	13.84	
89-07-17	7	15.50	48.72	.00	48.72	13.86	
89-07-24	7	15.60	49.06	.00	49.06	13.89	
89-07-31	8	15.50	48.72	.00	48.72	13.92	
89-08-08	8	15.50	48.72	.00	48.72	13.96	
89-08-16	5	15.50	48.72	.00	48.72	13.99	
89-08-21	7	15.50	48.72	.00	48.72	14.01	
89-08-28	9	15.60	49.06	.00	49.06	14.04	
89-09-06	5	15.50	48.72	.00	48.72	14.08	
89-09-11	7	15.40	48.39	.00	48.39	14.10	
89-09-18	7	15.45	48.56	.00	48.56	14.13	
89-09-25	7	15.40	48.39	.00	48.39	14.16	
89-10-02	9	15.45	48.56	.00	48.56	14.19	
89-10-11	7	15.60	49.06	.00	49.06	14.22	
89-10-18	5	15.45	48.56	.00	48.56	14.25	
89-10-23	7	15.55	48.89	.00	48.89	14.28	
89-10-30	7	15.50	48.72	.00	48.72	14.31	
89-11-06	8	15.70	49.39	.00	49.39	14.33	
89-11-14	6	15.70	49.39	.00	49.39	14.37	
89-11-20	8	15.50	48.72	.00	48.72	14.39	
89-11-28	6	15.65	49.22	.00	49.22	14.43	
89-12-04	7	15.70	49.39	.00	49.39	14.45	
89-12-11	7	15.60	49.06	.00	49.06	14.48	
89-12-18	8	15.55	48.89	.00	48.89	14.51	
89-12-26	8	15.85	49.88	.00	49.88	14.55	
90-01-03	7	15.55	48.89	.00	48.89	14.58	
90-01-10	5	15.70	49.39	.00	49.39	14.61	
90-01-15	7	15.90	50.05	.00	50.05	14.63	
90-01-22	7	15.75	49.55	.00	49.55	14.66	
90-01-29	7	15.80	49.72	.00	49.72	14.69	
90-02-05	8	15.90	50.05	.00	50.05	14.72	
90-02-13	6	15.80	49.72	.00	49.72	14.76	
90-02-19	7	15.85	49.88	.00	49.88	14.78	
90-02-26	7	15.95	50.22	.00	50.22	14.81	
90-03-05	8	16.00	50.38	.00	50.38	14.84	
90-03-13	6	15.80	49.72	.00	49.72	14.88	
90-03-19	7	16.05	50.55	.00	50.55	14.90	
90-03-26	7	16.00	50.38	.00	50.38	14.93	
90-04-02	8	16.00	50.38	.00	50.38	14.97	
90-04-10	7	16.10	50.71	.00	50.71	15.00	
90-04-17	6	16.05	50.55	.00	50.55	15.03	
90-04-23	7	15.95	50.22	.00	50.22	15.06	
90-04-30	8	15.75	49.55	.00	49.55	15.09	
90-05-08	8	15.90	50.05	.00	50.05	15.12	
90-05-16	5	15.95	50.22	.00	50.22	15.16	
90-05-21	8	15.90	50.05	.00	50.05	15.18	
90-05-29	7	16.15	50.88	.00	50.88	15.21	
90-06-05	5	16.00	50.38	.00	50.38	15.24	
90-06-10	1	16.00	46.18	.50	46.68	15.26	HOLAN HVÍLD

HITAVEITA SUDURNESJA, VINNSLUEFTIRLIT
Vinnslugögn fyrir holu SG-11

90-07-07

2

Dags	Tími milli mælinga dagar	Meðal- þrýstingur bar	Meðalstreymi			Heildar- vinnsla milljón tonn	Athugasemdir
			Blenda kg/s	Annað kg/s	Heildar kg/s		
90-06-11	7	16.00	.00	6.00	6.00	15.27	
90-06-18	8	16.00	.00	6.00	6.00	15.27	
90-06-26		16.00				15.28	

HITAVEITA SÚÐURNESJA, VINNSLUEFTIRLIT
 Vinnslugögn fyrir holu SG-12

90-07-07

1

Dags	Tími milli	Meðal-	M e ð a l s t r e y m i			Heildar-	Athugasemdir
	málinga	þrýstingur	Blenda	Annað	Heildar	vinnsla	
	dagar	bar	kg/s	kg/s	kg/s	milljón tonn	
89-07-03	8	10.15	.01	6.00	6.01	.20	
89-07-11	6	10.20	.01	6.00	6.01	.20	
89-07-17	7	10.00	.01	6.00	6.01	.20	
89-07-24	15	10.10	.01	2.80	2.81	.21	
89-08-08	8	10.05	.01	6.00	6.01	.21	
89-08-16	5	10.10	.01	6.00	6.01	.21	
89-08-21	2	10.25	.01	6.00	6.01	.22	
89-08-23	5	9.50	.00	6.00	6.00	.22	
89-08-28	9	10.10	.00	6.00	6.00	.22	
89-09-06	5	10.10	.00	6.00	6.00	.22	
89-09-11	7	10.10	.00	6.00	6.00	.23	
89-09-18	3	10.10	.00	6.00	6.00	.23	
89-09-21	5	11.00	.00	6.00	6.00	.23	
89-09-26	3	11.00	.00	6.00	6.00	.24	
89-09-29	3	11.00	.00	6.00	6.00	.24	
89-10-02	9	10.25	.01	6.00	6.01	.24	
89-10-11	7	10.15	.01	6.00	6.01	.24	
89-10-18	4	10.30	.01	6.00	6.01	.25	
89-10-22	1	11.00	.01	6.00	6.01	.25	
89-10-23	1	10.50	.00	6.00	6.00	.25	
89-10-24	1	10.50	.00	4.50	4.50	.25	
89-10-25	5	10.30	.01	5.50	5.51	.25	
89-10-30	7	10.25	.01	6.00	6.01	.25	
89-11-06	8	10.35	.01	6.00	6.01	.26	
89-11-14	6	10.00	.01	6.00	6.01	.26	
89-11-20	8	10.40	.01	6.00	6.01	.26	
89-11-28	6	10.25	.01	6.00	6.01	.27	
89-12-04	7	10.60	.01	6.00	6.01	.27	
89-12-11	7	10.45	.01	6.00	6.01	.27	
89-12-18	8	10.50	.01	6.00	6.01	.28	
89-12-26	8	10.60	.01	6.00	6.01	.28	
90-01-03	7	10.50	.01	6.00	6.01	.29	
90-01-10	5	10.75	.01	6.00	6.01	.29	
90-01-15	7	10.30	.01	6.00	6.01	.29	
90-01-22	7	10.50	.01	6.00	6.01	.30	
90-01-29	7	10.55	.01	6.00	6.01	.30	
90-02-05	8	10.45	.01	6.00	6.01	.30	
90-02-13	3	10.55	.01	6.00	6.01	.31	
90-02-16	3	11.00	.01	6.00	6.01	.31	DISKUR FÓR
90-02-19	2	10.75	.01	6.00	6.01	.31	
90-02-21	5	11.00	.01	5.95	5.96	.31	DISKUR FÓR
90-02-26	7	11.00	.01	.54	.55	.31	DISKUR FÓR
90-03-05	8	10.80	.01	.00	.01	.31	
90-03-13	6	10.65	.01	.00	.01	.31	
90-03-19	7	10.75	.01	.00	.01	.31	
90-03-26	7	10.75	.01	.00	.01	.31	
90-04-02	8	10.80	.01	.00	.01	.31	
90-04-10	7	10.80	.01	.00	.01	.31	
90-04-17	6	10.70	.01	.00	.01	.31	
90-04-23	7	10.70	.01	.00	.01	.31	

HITAVEITA SUDURNESJA, VINNSLUEFTIRLIT
Vinnslugögn fyrir holu SG-12

90-07-07

2

Dags	Tími milli mælinga dagar	Meðal- þrýstingur bar	Meðalstreymi			Heildar- vinnsla milljón tonn	Athugasemdir
			Blenda kg/s	Annað kg/s	Heildar kg/s		
90-04-30	8	10.75	.01	.00	.01	.31	
90-05-08	8	10.70	.01	.00	.01	.31	
90-05-16	5	10.70	.01	.00	.01	.31	
90-05-21	8	10.55	.01	.00	.01	.31	
90-05-29	7	10.60	.01	.00	.01	.31	
90-06-05	6	10.65	.01	.00	.01	.31	
90-06-11	7	11.15	.01	.00	.01	.31	
90-06-18	8	11.10	.01	.00	.01	.31	
90-06-26	6	11.10	.01	.00	.01	.31	

HITAVEITA SUDURNESJA, VINNSLUEFTIRLIT
Niðurdæling í holu SG-05

90-07-07

1

Dags.	Niðurdæling, kg/s			Meðal- niðurdæling kg/s	Fjöldi daga	Heildar- niðurd. millj.tonn	Athugasemdir
	2:00	10:00	18:00				
89-07-01	.00	.00	.00	.00	1	.63	
89-07-02	.00	.00	.00	.00	1	.63	
89-07-03	20.00	20.00	15.00	18.33	1	.63	
89-07-04	15.00	15.00	15.00	15.00	1	.63	
89-07-05	.00	.00	.00	.00	1	.63	
89-07-06	.00	.00	.00	.00	1	.63	
89-07-07	.00	.00	.00	.00	1	.63	
89-07-08	.00	.00	.00	.00	1	.63	
89-07-09	.00	.00	.00	.00	1	.63	
89-07-10	.00	.00	.00	.00	1	.63	
89-07-11	30.00	30.00	15.00	25.00	1	.63	
89-07-12	15.00	15.00	15.00	15.00	1	.63	
89-07-13	15.00	15.00	15.00	15.00	1	.63	
89-07-14	15.00	15.00	15.00	15.00	1	.64	
89-07-15	15.00	15.00	15.00	15.00	1	.64	
89-07-16	15.00	15.00	15.00	15.00	1	.64	
89-07-17	15.00	15.00	15.00	15.00	1	.64	
89-07-18	15.00	15.00	15.00	15.00	1	.64	
89-07-19	.00	.00	.00	.00	1	.64	
89-07-20	.00	.00	.00	.00	1	.64	
89-07-21	10.00	10.00	10.00	10.00	1	.64	
89-07-22	.00	.00	.00	.00	1	.64	
89-07-23	.00	30.00	15.00	15.00	1	.64	
89-07-24	15.00	15.00	15.00	15.00	1	.64	
89-07-25	15.00	15.00	15.00	15.00	1	.65	
89-07-26	15.00	15.00	15.00	15.00	1	.65	
89-07-27	.00	.00	.00	.00	1	.65	
89-07-28	.00	.00	.00	.00	1	.65	
89-07-29	.00	.00	.00	.00	1	.65	
89-07-30	15.00	15.00	15.00	15.00	1	.65	
89-07-31	15.00	15.00	15.00	15.00	1	.65	
89-08-01	15.00	15.00	15.00	15.00	1	.65	
89-08-02	15.00	.00	.00	5.00	1	.65	
89-08-03	.00	.00	.00	.00	1	.65	
89-08-04	.00	.00	.00	.00	1	.65	
89-08-05	10.00	10.00	10.00	10.00	1	.65	
89-08-06	.00	.00	.00	.00	1	.65	
89-08-07	.00	.00	.00	.00	1	.65	
89-08-08	.00	.00	.00	.00	1	.65	
89-08-09	.00	.00	.00	.00	1	.65	
89-08-10	.00	.00	15.00	5.00	1	.65	
89-08-11	15.00	.00	.00	5.00	1	.65	
89-08-12	25.00	25.00	25.00	25.00	1	.65	
89-08-13	.00	.00	.00	.00	1	.66	
89-08-14	15.00	15.00	15.00	15.00	1	.66	
89-08-15	15.00	15.00	15.00	15.00	1	.66	
89-08-16	15.00	15.00	30.00	20.00	1	.66	
89-08-17	30.00	30.00	30.00	30.00	1	.66	
89-08-18	30.00	30.00	30.00	30.00	1	.66	
89-08-19	50.00	50.00	50.00	50.00	1	.67	

HITAVEITA SUDURNESJA, VINNSLUEFTIRLIT
Niðurdæling í holu SG-05

90-07-07

2

Dags.	Niðurdæling, kg/s			Meðal- niðurdæling kg/s	Fjöldi daga	Heildar- niðurd. millj.tonn	Athugasemdir
	2:00	10:00	18:00				
89-08-20	50.00	50.00	25.00	41.67	1	.67	
89-08-21	25.00	25.00	25.00	25.00	1	.67	
89-08-22	25.00	25.00	25.00	25.00	1	.68	
89-08-23	35.00	35.00	.00	23.33	1	.68	
89-08-24	55.00	20.00	15.00	30.00	1	.68	
89-08-25	15.00	15.00	15.00	15.00	1	.68	
89-08-26	30.00	30.00	30.00	30.00	1	.68	
89-08-27	35.00	20.00	20.00	25.00	1	.69	
89-08-28	.00	.00	.00	.00	1	.69	
89-08-29	.00	.00	.00	.00	1	.69	
89-08-30	.00	.00	.00	.00	1	.69	
89-08-31	.00	.00	.00	.00	1	.69	
89-09-01	.00	.00	.00	.00	1	.69	
89-09-02	.00	.00	.00	.00	1	.69	
89-09-03	.00	.00	.00	.00	1	.69	
89-09-04	.00	.00	.00	.00	1	.69	
89-09-05	.00	.00	.00	.00	1	.69	
89-09-06	.00	.00	.00	.00	1	.69	
89-09-07	.00	.00	.00	.00	1	.69	
89-09-08	.00	.00	.00	.00	1	.69	
89-09-09	.00	.00	.00	.00	1	.69	
89-09-10	.00	.00	.00	.00	1	.69	
89-09-11	.00	.00	.00	.00	1	.69	
89-09-12	.00	.00	.00	.00	1	.69	
89-09-13	.00	.00	.00	.00	1	.69	
89-09-14	.00	.00	.00	.00	1	.69	
89-09-15	.00	.00	.00	.00	1	.69	
89-09-16	.00	.00	.00	.00	1	.69	
89-09-17	.00	.00	.00	.00	1	.69	
89-09-18	.00	.00	.00	.00	1	.69	
89-09-19	.00	.00	.00	.00	1	.69	
89-09-20	.00	.00	.00	.00	1	.69	
89-09-21	.00	.00	.00	.00	1	.69	
89-09-22	.00	.00	.00	.00	1	.69	
89-09-23	.00	.00	.00	.00	1	.69	
89-09-24	.00	.00	.00	.00	1	.69	
89-09-25	.00	.00	.00	.00	1	.69	
89-09-26	.00	.00	.00	.00	1	.69	
89-09-27	.00	.00	.00	.00	1	.69	
89-09-28	.00	.00	.00	.00	1	.69	
89-09-29	.00	.00	.00	.00	1	.69	
89-09-30	.00	.00	.00	.00	1	.69	
89-10-01	.00	.00	.00	.00	1	.69	
89-10-02	.00	.00	.00	.00	1	.69	
89-10-03	.00	.00	.00	.00	1	.69	
89-10-04	.00	.00	.00	.00	1	.69	
89-10-05	.00	.00	.00	.00	1	.69	
89-10-06	.00	.00	.00	.00	1	.69	
89-10-07	.00	.00	.00	.00	1	.69	
89-10-08	.00	.00	.00	.00	1	.69	

HITAVEITA SÚÐURNESJA, VINNSLUEFTIRLIT
Niðurdæling í holu SG-05

90-07-07
3

Dags.	Niðurdæling, kg/s			Meðal- niðurdæling kg/s	Fjöldi daga	Heildar- niðurd. millj.tonn	Athugasemdir
	2:00	10:00	18:00				
89-10-09	.00	.00	.00	.00	1	.69	
89-10-10	.00	.00	.00	.00	1	.69	
89-10-11	.00	.00	.00	.00	1	.69	
89-10-12	.00	.00	.00	.00	1	.69	
89-10-13	.00	.00	.00	.00	1	.69	
89-10-14	.00	.00	.00	.00	1	.69	
89-10-15	.00	.00	.00	.00	1	.69	
89-10-16	.00	.00	.00	.00	1	.69	
89-10-17	.00	.00	.00	.00	1	.69	
89-10-18	.00	.00	.00	.00	1	.69	
89-10-19	.00	.00	.00	.00	1	.69	
89-10-20	.00	.00	.00	.00	1	.69	
89-10-21	.00	.00	.00	.00	1	.69	
89-10-22	.00	.00	.00	.00	1	.69	
89-10-23	.00	.00	.00	.00	1	.69	
89-10-24	.00	.00	.00	.00	1	.69	
89-10-25	.00	.00	.00	.00	1	.69	
89-10-26	.00	.00	.00	.00	1	.69	
89-10-27	.00	.00	.00	.00	1	.69	
89-10-28	.00	.00	.00	.00	1	.69	
89-10-29	.00	.00	.00	.00	1	.69	
89-10-30	.00	.00	.00	.00	1	.69	
89-10-31	.00	.00	.00	.00	1	.69	
89-11-01	.00	.00	.00	.00	1	.69	
89-11-02	.00	.00	.00	.00	1	.69	
89-11-03	.00	.00	.00	.00	1	.69	
89-11-04	.00	.00	.00	.00	1	.69	
89-11-05	.00	.00	.00	.00	1	.69	
89-11-06	.00	.00	.00	.00	1	.69	
89-11-07	.00	.00	.00	.00	1	.69	
89-11-08	.00	.00	.00	.00	1	.69	
89-11-09	.00	.00	.00	.00	1	.69	
89-11-10	50.00	50.00	50.00	50.00	1	.69	
89-11-11	50.00	50.00	50.00	50.00	1	.69	
89-11-12	50.00	50.00	50.00	50.00	1	.70	
89-11-13	46.00	46.00	46.00	46.00	1	.70	
89-11-14	46.00	46.00	46.00	46.00	1	.71	
89-11-15	46.00	46.00	46.00	46.00	1	.71	
89-11-16	44.00	44.00	36.00	41.33	1	.71	
89-11-17	20.00	20.00	20.00	20.00	1	.72	
89-11-18	40.00	50.00	50.00	46.67	1	.72	
89-11-19	40.00	40.00	40.00	40.00	1	.72	
89-11-20	40.00	40.00	40.00	40.00	1	.73	
89-11-21	40.00	40.00	40.00	40.00	1	.73	
89-11-22	40.00	40.00	40.00	40.00	1	.73	
89-11-23	40.00	40.00	40.00	40.00	1	.74	
89-11-24	40.00	40.00	40.00	40.00	1	.74	
89-11-25	40.00	50.00	50.00	46.67	1	.74	
89-11-26	50.00	50.00	50.00	50.00	1	.75	
89-11-27	50.00	50.00	50.00	50.00	1	.75	

HITAVEITA SUDURNESJA, VINNSLUEFTIRLIT
Niðurdæling í holu SG-05

90-07-07

4

Dags.	Niðurdæling, kg/s			Meðal- niðurdæling kg/s	Fjöldi daga	Heildar- niðurd. millj.tonn	Athugasemdir
	2:00	10:00	18:00				
89-11-28	45.00	50.00	50.00	48.33	1	.76	
89-11-29	.00	.00	.00	.00	1	.76	
89-11-30	.00	.00	.00	.00	1	.76	
89-12-01	25.00	25.00	10.00	20.00	1	.76	
89-12-02	10.00	40.00	40.00	30.00	1	.76	
89-12-03	40.00	40.00	40.00	40.00	1	.76	
89-12-04	40.00	40.00	40.00	40.00	1	.77	
89-12-05	40.00	40.00	40.00	40.00	1	.77	
89-12-06	40.00	40.00	40.00	40.00	1	.77	
89-12-07	38.00	38.00	40.00	38.67	1	.78	
89-12-08	40.00	40.00	40.00	40.00	1	.78	
89-12-09	40.00	40.00	40.00	40.00	1	.79	
89-12-10	40.00	40.00	40.00	40.00	1	.79	
89-12-11	40.00	40.00	40.00	40.00	1	.79	
89-12-12	40.00	40.00	40.00	40.00	1	.80	
89-12-13	40.00	40.00	40.00	40.00	1	.80	
89-12-14	40.00	40.00	40.00	40.00	1	.80	
89-12-15	40.00	40.00	40.00	40.00	1	.81	
89-12-16	40.00	40.00	40.00	40.00	1	.81	
89-12-17	40.00	40.00	40.00	40.00	1	.81	
89-12-18	40.00	10.00	10.00	20.00	1	.82	
89-12-19	10.00	10.00	10.00	10.00	1	.82	
89-12-20	10.00	10.00	10.00	10.00	1	.82	
89-12-21	10.00	10.00	20.00	13.33	1	.82	
89-12-22	20.00	20.00	20.00	20.00	1	.82	
89-12-23	30.00	30.00	30.00	30.00	1	.82	
89-12-24	30.00	30.00	30.00	30.00	1	.83	
89-12-25	30.00	33.00	33.00	32.00	1	.83	
89-12-26	10.00	10.00	10.00	10.00	1	.83	
89-12-27	10.00	10.00	10.00	10.00	1	.83	
89-12-28	10.00	10.00	10.00	10.00	1	.83	
89-12-29	20.00	40.00	40.00	33.33	1	.83	
89-12-30	40.00	35.00	35.00	36.67	1	.84	
89-12-31	35.00	35.00	35.00	35.00	1	.84	
90-01-01	35.00	35.00	40.00	36.67	1	.84	
90-01-02	.00	.00	.00	.00	1	.85	
90-01-03	.00	20.00	20.00	13.33	1	.85	
90-01-04	20.00	20.00	20.00	20.00	1	.85	
90-01-05	20.00	40.00	50.00	36.67	1	.85	
90-01-06	50.00	10.00	10.00	23.33	1	.85	
90-01-07	10.00	10.00	10.00	10.00	1	.85	
90-01-08	10.00	10.00	10.00	10.00	1	.85	
90-01-09	10.00	10.00	10.00	10.00	1	.86	
90-01-10	10.00	10.00	10.00	10.00	1	.86	
90-01-11	10.00	10.00	10.00	10.00	1	.86	
90-01-12	10.00	10.00	10.00	10.00	1	.86	
90-01-13	10.00	10.00	25.00	15.00	1	.86	
90-01-14	25.00	25.00	40.00	30.00	1	.86	
90-01-15	40.00	40.00	40.00	40.00	1	.86	
90-01-16	40.00	40.00	40.00	40.00	1	.87	

HITAVEITA SUDURNESJA, VINNSLUEFTIRLIT

90-07-07

Niðurdæling í holu SG-05

5

Dags.	Niðurdæling, kg/s			Meðal- niðurdæling kg/s	Fjöldi daga	Heildar- niðurd. millj.tonn	Athugasemdir
	2:00	10:00	18:00				
90-01-17	40.00	40.00	40.00	40.00	1	.87	
90-01-18	40.00	40.00	40.00	40.00	1	.87	
90-01-19	10.00	10.00	10.00	10.00	1	.88	
90-01-20	10.00	10.00	10.00	10.00	1	.88	
90-01-21	10.00	20.00	20.00	16.67	1	.88	
90-01-22	20.00	50.00	25.00	31.67	1	.88	
90-01-23	25.00	25.00	25.00	25.00	1	.88	
90-01-24	15.00	15.00	15.00	15.00	1	.88	
90-01-25	40.00	40.00	20.00	33.33	1	.89	
90-01-26	10.00	10.00	10.00	10.00	1	.89	
90-01-27	10.00	10.00	10.00	10.00	1	.89	
90-01-28	10.00	10.00	10.00	10.00	1	.89	
90-01-29	15.00	15.00	15.00	15.00	1	.89	
90-01-30	15.00	15.00	25.00	18.33	1	.89	
90-01-31	25.00	25.00	25.00	25.00	1	.89	
90-02-01	35.00	35.00	20.00	30.00	1	.90	
90-02-02	10.00	10.00	10.00	10.00	1	.90	
90-02-03	20.00	25.00	25.00	23.33	1	.90	
90-02-04	25.00	25.00	25.00	25.00	1	.90	
90-02-05	25.00	.00	.00	8.33	1	.90	
90-02-06	.00	.00	.00	.00	1	.90	
90-02-07	35.00	35.00	35.00	35.00	1	.90	
90-02-08	35.00	30.00	30.00	31.67	1	.91	
90-02-09	30.00	30.00	30.00	30.00	1	.91	
90-02-10	40.00	40.00	40.00	40.00	1	.91	
90-02-11	40.00	40.00	30.00	36.67	1	.92	
90-02-12	30.00	30.00	30.00	30.00	1	.92	
90-02-13	35.00	35.00	55.00	41.67	1	.92	
90-02-14	55.00	55.00	55.00	55.00	1	.93	
90-02-15	50.00	50.00	50.00	50.00	1	.93	
90-02-16	.00	.00	.00	.00	1	.93	
90-02-17	.00	.00	.00	.00	1	.93	
90-02-18	.00	.00	.00	.00	1	.93	
90-02-19	.00	.00	.00	.00	1	.93	
90-02-20	.00	.00	.00	.00	1	.93	
90-02-21	.00	.00	.00	.00	1	.93	
90-02-22	20.00	20.00	20.00	20.00	1	.93	
90-02-23	20.00	20.00	20.00	20.00	1	.94	
90-02-24	20.00	20.00	20.00	20.00	1	.94	
90-02-25	35.00	35.00	35.00	35.00	1	.94	
90-02-26	.00	.00	.00	.00	1	.94	
90-02-27	.00	.00	.00	.00	1	.94	
90-02-28	.00	.00	.00	.00	1	.94	
90-03-01	.00	.00	.00	.00	1	.94	
90-03-02	.00	.00	.00	.00	1	.94	
90-03-03	25.00	.00	.00	8.33	1	.94	
90-03-04	.00	35.00	15.00	16.67	1	.94	
90-03-05	20.00	20.00	20.00	20.00	1	.95	
90-03-06	.00	.00	.00	.00	1	.95	
90-03-07	.00	.00	.00	.00	1	.95	

HITAVEITA SUDURNESJA, VINNSLUEFTIRLIT
Niðurdaling í holu SG-05

90-07-07

6

Dags.	Niðurdaling, kg/s			Meðal- niðurdaling kg/s	Fjöldi daga	Heildar- niðurd. millj.tonn	Athugasemdir
	2:00	10:00	18:00				
90-03-08	15.00	15.00	15.00	15.00	1	.95	
90-03-09	15.00	25.00	25.00	21.67	1	.95	
90-03-10	25.00	15.00	15.00	18.33	1	.95	
90-03-11	25.00	25.00	25.00	25.00	1	.95	
90-03-12	25.00	25.00	25.00	25.00	1	.95	
90-03-13	25.00	25.00	25.00	25.00	1	.96	
90-03-14	25.00	25.00	25.00	25.00	1	.96	
90-03-15	25.00	25.00	20.00	23.33	1	.96	
90-03-16	20.00	20.00	20.00	20.00	1	.96	
90-03-17	20.00	20.00	20.00	20.00	1	.96	
90-03-18	20.00	20.00	20.00	20.00	1	.97	
90-03-19	20.00	20.00	20.00	20.00	1	.97	
90-03-20	20.00	20.00	20.00	20.00	1	.97	
90-03-21	20.00	20.00	20.00	20.00	1	.97	
90-03-22	20.00	20.00	20.00	20.00	1	.97	
90-03-23	.00	.00	.00	.00	1	.97	
90-03-24	.00	.00	.00	.00	1	.97	
90-03-25	32.00	30.00	30.00	30.67	1	.97	
90-03-26	25.00	.00	.00	8.33	1	.98	
90-03-27	.00	.00	.00	.00	1	.98	
90-03-28	.00	.00	20.00	6.67	1	.98	
90-03-29	20.00	20.00	20.00	20.00	1	.98	
90-03-30	20.00	20.00	20.00	20.00	1	.98	
90-03-31	20.00	20.00	20.00	20.00	1	.98	
90-04-01	20.00	20.00	20.00	20.00	1	.98	
90-04-02	20.00	5.00	5.00	10.00	1	.99	
90-04-03	5.00	5.00	25.00	11.67	1	.99	
90-04-04	25.00	5.00	5.00	11.67	1	.99	
90-04-05	25.00	25.00	25.00	25.00	1	.99	
90-04-06	25.00	25.00	25.00	25.00	1	.99	
90-04-07	35.00	35.00	35.00	35.00	1	.99	
90-04-08	35.00	35.00	35.00	35.00	1	1.00	
90-04-09	30.00	.00	30.00	20.00	1	1.00	
90-04-10	30.00	30.00	30.00	30.00	1	1.00	
90-04-11	30.00	30.00	30.00	30.00	1	1.00	
90-04-12	30.00	30.00	30.00	30.00	1	1.01	
90-04-13	30.00	30.00	30.00	30.00	1	1.01	
90-04-14	30.00	30.00	30.00	30.00	1	1.01	
90-04-15	40.00	35.00	40.00	38.33	1	1.01	
90-04-16	50.00	50.00	35.00	45.00	1	1.02	
90-04-17	35.00	35.00	35.00	35.00	1	1.02	
90-04-18	35.00	35.00	40.00	36.67	1	1.02	
90-04-19	40.00	40.00	40.00	40.00	1	1.03	
90-04-20	40.00	40.00	40.00	40.00	1	1.03	
90-04-21	40.00	40.00	40.00	40.00	1	1.03	
90-04-22	35.00	35.00	35.00	35.00	1	1.04	
90-04-23	35.00	35.00	35.00	35.00	1	1.04	
90-04-24	35.00	35.00	35.00	35.00	1	1.04	
90-04-25	35.00	35.00	35.00	35.00	1	1.05	
90-04-26	35.00	30.00	42.00	35.67	1	1.05	

HITAVEITA SUBURNESJA, VINNSLUEFTIRLIT
Niðurdaling í holu SG-05

90-07-07
7

Dags.	Niðurdaling, kg/s			Meðal- niðurdaling kg/s	Fjöldi daga	Heildar- niðurd. millj.tonn	Athugasemdir
	2:00	10:00	18:00				
90-04-27	42.00	42.00	42.00	42.00	1	1.05	
90-04-28	42.00	42.00	42.00	42.00	1	1.06	
90-04-29	42.00	42.00	42.00	42.00	1	1.06	
90-04-30	42.00	42.00	42.00	42.00	1	1.06	
90-05-01	42.00	42.00	42.00	42.00	1	1.07	
90-05-02	42.00	42.00	42.00	42.00	1	1.07	
90-05-03	42.00	42.00	42.00	42.00	1	1.07	
90-05-04	42.00	42.00	42.00	42.00	1	1.08	
90-05-05	42.00	42.00	42.00	42.00	1	1.08	
90-05-06	42.00	42.00	42.00	42.00	1	1.08	
90-05-07	42.00	42.00	42.00	42.00	1	1.09	
90-05-08	42.00	42.00	42.00	42.00	1	1.09	
90-05-09	42.00	42.00	42.00	42.00	1	1.10	
90-05-10	42.00	42.00	42.00	42.00	1	1.10	
90-05-11	42.00	42.00	42.00	42.00	1	1.10	
90-05-12	42.00	42.00	42.00	42.00	1	1.11	
90-05-13	42.00	42.00	42.00	42.00	1	1.11	
90-05-14	42.00	42.00	42.00	42.00	1	1.11	
90-05-15	42.00	42.00	42.00	42.00	1	1.12	
90-05-16	42.00	42.00	42.00	42.00	1	1.12	
90-05-17	42.00	42.00	42.00	42.00	1	1.12	
90-05-18	42.00	42.00	42.00	42.00	1	1.13	
90-05-19	42.00	42.00	42.00	42.00	1	1.13	
90-05-20	42.00	42.00	42.00	42.00	1	1.14	
90-05-21	45.00	42.00	42.00	43.00	1	1.14	
90-05-22	42.00	42.00	42.00	42.00	1	1.14	
90-05-23	42.00	42.00	42.00	42.00	1	1.15	
90-05-24	42.00	42.00	42.00	42.00	1	1.15	
90-05-25	42.00	42.00	42.00	42.00	1	1.15	
90-05-26	42.00	42.00	42.00	42.00	1	1.16	
90-05-27	42.00	42.00	42.00	42.00	1	1.16	
90-05-28	42.00	42.00	42.00	42.00	1	1.16	
90-05-29	42.00	42.00	42.00	42.00	1	1.17	
90-05-30	42.00	42.00	70.00	51.33	1	1.17	
90-05-31	70.00	70.00	55.00	65.00	1	1.18	
90-06-01	55.00	55.00	55.00	55.00	1	1.18	
90-06-02	55.00	55.00	55.00	55.00	1	1.19	
90-06-03	55.00	55.00	55.00	55.00	1	1.19	
90-06-04	55.00	55.00	45.00	51.67	1	1.20	
90-06-05	45.00	45.00	40.00	43.33	1	1.20	
90-06-06	40.00	40.00	40.00	40.00	1	1.20	
90-06-07	40.00	40.00	40.00	40.00	1	1.21	
90-06-08	40.00	40.00	40.00	40.00	1	1.21	
90-06-09	40.00	40.00	40.00	40.00	1	1.21	
90-06-10	40.00	40.00	40.00	40.00	1	1.22	
90-06-11	40.00	40.00	40.00	40.00	1	1.22	
90-06-12	40.00	40.00	40.00	40.00	1	1.23	
90-06-13	40.00	40.00	40.00	40.00	1	1.23	
90-06-14	40.00	40.00	40.00	40.00	1	1.23	
90-06-15	40.00	40.00	50.00	43.33	1	1.24	

HITAVEITA SUDURNESJA, VINNSLUEFTIRLIT
Niðurdæling í holu SG-05

90-07-07

8

Dags.	Niðurdæling, kg/s			Meðal- niðurdæling kg/s	Fjöldi daga	Heildar- niðurd. millj.tonn	Athugasemdir
	2:00	10:00	18:00				
90-06-16	50.00	50.00	50.00	50.00	1	1.24	
90-06-17	50.00	45.00	45.00	46.67	1	1.24	
90-06-18	45.00	45.00	45.00	45.00	1	1.25	
90-06-19	45.00	50.00	50.00	48.33	1	1.25	
90-06-20	50.00	50.00	50.00	50.00	1	1.26	
90-06-21	50.00	50.00	50.00	50.00	1	1.26	
90-06-22	50.00	50.00	50.00	50.00	1	1.26	
90-06-23	50.00	50.00	50.00	50.00	1	1.27	
90-06-24	50.00	50.00	50.00	50.00	1	1.27	
90-06-25	50.00	30.00	.00	26.67	1	1.28	
90-06-26	.00	.00	.00	.00	1	1.28	
90-06-27	.00	.00	.00	.00	1	1.28	
90-06-28	.00	.00	.00	.00	1	1.28	
90-06-29	40.00	45.00	55.00	46.67	1	1.28	
90-06-30	55.00	55.00	65.00	58.33	1	1.28	